


# FY 2026

VDOT Annual Budget  
June 2025



# Table of Contents

<a href="#">Overview</a> .....	<a href="#">3</a>
<a href="#">Highway Maintenance and Operating Fund Revenues</a> .....	<a href="#">6</a>
<a href="#">Commonwealth Transportation Fund &amp; Transportation Trust Fund</a> .....	<a href="#">7</a>
<a href="#">Other Funds Revenues</a> .....	<a href="#">8</a>
<a href="#">VDOT Allocations</a> .....	<a href="#">9</a>
<a href="#">Environmental Monitoring and Evaluation</a> .....	<a href="#">11</a>
<a href="#">Ground Transportation Planning and Research</a> .....	<a href="#">12</a>
<a href="#">Highway Construction Programs</a> .....	<a href="#">13</a>
<a href="#">State of Good Repair Program</a> .....	<a href="#">14</a>
<a href="#">High Priority Projects Program</a> .....	<a href="#">14</a>
<a href="#">Construction District Grant Programs</a> .....	<a href="#">14</a>
<a href="#">Specialized State and Federal Programs</a> .....	<a href="#">15</a>
<a href="#">VHSIP, IOEP, &amp; Highway Construction Program Management</a> .....	<a href="#">17</a>
<a href="#">Highway System Maintenance</a> .....	<a href="#">18</a>
<a href="#">Commonwealth Toll Facilities</a> .....	<a href="#">19</a>
<a href="#">Financial Assistance to Localities</a> .....	<a href="#">20</a>
<a href="#">Non-Toll Supported Transportation Debt Service</a> .....	<a href="#">21</a>
<a href="#">Special Structures</a> .....	<a href="#">22</a>
<a href="#">Administrative and Support Services</a> .....	<a href="#">23</a>
<a href="#">VDOT Capital Outlay</a> .....	<a href="#">24</a>
<a href="#">Support to Other State Agencies</a> .....	<a href="#">25</a>
<a href="#">VDOT Budget Schedule</a> .....	<a href="#">27</a>
<a href="#">Appendix I - Powhite Parkway Extension</a> .....	<a href="#">29</a>
<a href="#">Appendix I - Coleman Bridge</a> .....	<a href="#">30</a>
<a href="#">Appendix I - I-66 Inside the Beltway</a> .....	<a href="#">31</a>
<a href="#">Appendix I - I-64 Express Lanes</a> .....	<a href="#">32</a>
<a href="#">Index: Acronyms and Terminology</a> .....	<a href="#">33</a>
<a href="#">Endnotes</a> .....	<a href="#">34</a>

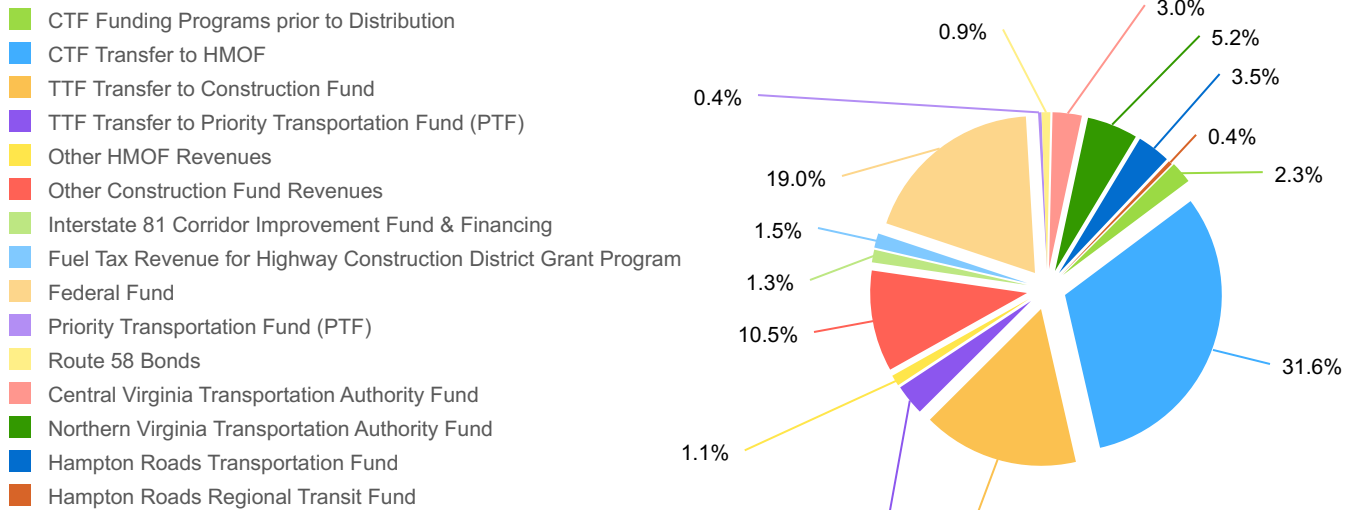
# Overview

The Fiscal Year 2026 budget for the Virginia Department of Transportation (VDOT) identifies the estimated revenues and the distribution of the revenues to the related transportation programs. It is based on the state revenue forecast from December 2024 and reflects implementation of federal funding provided under the Infrastructure Investment and Jobs Act (IIJA). The VDOT Budget for FY 2026 totals \$8,327,490,710 a (6.5)% decrease over the FY 2025 VDOT Budget of \$8,870,766,575.

Chapter 1230 created the CTF which serves as the fund to which all statewide transportation revenues are deposited and then distributed to programs and funds. These transportation revenues include: (i) motor vehicles fuels taxes and road taxes for diesel fuel; (ii) vehicle registration fees; (iii) highway use fee; (iv) 0.5% statewide sales and use tax; (v) 0.3% statewide sale and use tax for transportation; (vi) 4.15% percent motor vehicles sales and use tax; (vii) motor vehicle rental tax (10 percent of gross proceeds from rentals for most passenger vehicles); (viii) \$0.03 of the \$0.25 per \$100 of assessed value of the statewide recordation tax; (ix) tax on liquid alternative fuel, set at the rate for gasoline; (x) International Registration Plan fees; and (xi) one-third of the revenue from insurance premium taxes.

VDOT's revenues are provided by dedicated state and federal revenue sources. The major state revenues are estimated by the Department of Taxation and are included in the state's official revenue estimate. VDOT continues to estimate federal revenues based upon information received from Federal Highway Administration (FHWA). The budget also includes the regional revenues provided to the Northern Virginia Transportation Authority, the Hampton Roads Transportation Accountability Commission, and the Central Virginia Transportation Authority.

## Source of Transportation Funds



## Detailed Sources of Transportation Funds

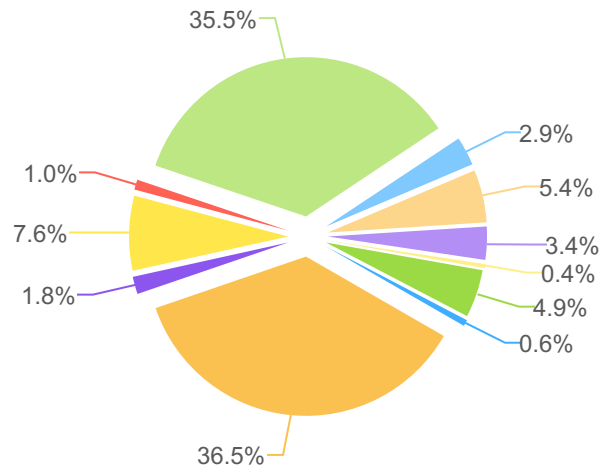
CTF Funding Programs prior to Distribution	\$ 184,955,822
CTF Transfer to HMOF	2,572,437,031
TTF Transfer to Construction Fund	1,309,925,289
TTF Transfer to Priority Transportation Fund (PTF)	259,513,500
Other HMOF Revenues	92,294,823
Other Construction Fund Revenues	849,912,106
Interstate 81 Corridor Improvement Fund & Financing	106,532,050
Fuel Tax Revenue for Highway Construction District Grant Program	122,275,267
Federal Fund	1,540,944,822
Priority Transportation Fund (PTF)	29,000,000
General Funds	199,000,000
Route 58 Bonds	74,200,000
<b>Subtotal</b>	<b>\$ 7,340,990,710</b>
<b>Pass Through Revenues</b>	
Central Virginia Transportation Authority Fund	245,400,000
Northern Virginia Transportation Authority Fund	426,400,000
Hampton Roads Transportation Fund	281,000,000
Hampton Roads Regional Transit Fund	33,700,000
<b>TOTAL</b>	<b>\$ 8,327,490,710</b>

# Overview

VDOT's revenues provide funding for debt service, maintenance, administration and construction. This budget reflects the planned use of the revenues available to the agency and also includes the pass through funds to the regions. The following is a summary of the programs by spending category:

Allocations	FY 2025	FY 2026	INCREASE (DECREASE)
Debt Service	\$ 370,151,989	\$ 405,795,729	\$ 35,643,740
Other Agencies and Transfers	54,106,450	54,106,351	(99)
Maintenance & Operations	2,870,906,624	3,036,425,601	165,518,977
Toll Facility Operations	193,695,800	149,545,336	(44,150,464)
Administration & Other Programs	651,805,719	632,195,252	(19,610,467)
Public Transportation & Rail	85,257,248	86,152,312	895,064
Construction Program	3,779,742,745	2,956,770,129	(822,972,616)
<b>Subtotal</b>	<b>\$8,005,666,575</b>	<b>\$7,320,990,710</b>	<b>\$(684,675,865)</b>
<b>Pass Through Revenues</b>			
Central Virginia Transportation Authority Fund	197,300,000	245,400,000	48,100,000
Northern Virginia Transportation Authority Fund	384,900,000	446,400,000	61,500,000
Hampton Roads Transportation Fund	244,200,000	281,000,000	36,800,000
Hampton Roads Regional Transit Fund	38,700,000	33,700,000	(5,000,000)
<b>TOTAL</b>	<b>\$8,870,766,575</b>	<b>\$8,327,490,710</b>	<b>\$ (543,275,865)</b>

- Debt Service
- Other Agencies and Transfers
- Maintenance & Operations
- Toll Facility Operations
- Administration & Other Programs
- Public Transportation & Rail
- Construction Program
- Central Virginia Transportation Authority Fund
- Northern Virginia Transportation Authority Fund
- Hampton Roads Transportation Fund
- Hampton Roads Regional Transit Fund



# Highway Maintenance & Operating Fund

The Highway Maintenance and Operating Fund (HMOF) is one of VDOT's major funds. The HMOF is intended to provide for the agency's maintenance, operations and administrative needs. Since Fiscal Year 2002, the HMOF has required transfers from the Construction Fund to cover the budgetary needs of the fund. With the updated revenue assumptions for FY 2022, this transfer reversed direction and the HMOF provided \$57.5 million to the Construction Fund, representing revenue in excess of budgetary allocations needed. The transfer from the Construction Fund to the HMOF returned in the FY 2023 recommendations.

HMOF Revenue Sources	FY 2025	FY 2026	Difference
CTF Transfer to HMOF	\$ 2,434,302,674	\$ 2,572,437,031	\$ 138,134,357 <sup>1</sup>
Miscellaneous Revenues	18,600,000	18,900,000	300,000
Other Revenue	31,132,511	73,394,823	42,262,312 <sup>2</sup>
<b>Subtotal</b>	<b>\$ 2,484,035,185</b>	<b>\$ 2,664,731,854</b>	<b>\$ 180,696,669</b>
Transfer from Construction	509,882,302	532,638,958	22,756,656
<b>Total</b>	<b>\$ 2,993,917,487</b>	<b>\$ 3,197,370,812</b>	<b>\$ 203,453,325</b>

# Commonwealth Transportation Fund & Transportation Trust Fund

Chapter 1230 amends the allocation of funds. Before funds are distributed between the Transportation Trust Fund and the Highway Maintenance and Operating Fund (HMOF), (i) \$40 million annually will be deposited into the Route 58 Corridor Development Fund; (ii) \$40 million annually will be deposited into the Northern Virginia Transportation District Fund; and (iii) \$80 million annually (as adjusted annually based on changes in consumer price index for urban consumers) will be deposited into the Special Structure Fund. The following table provides details on revised distributions for Fiscal Year 2026.

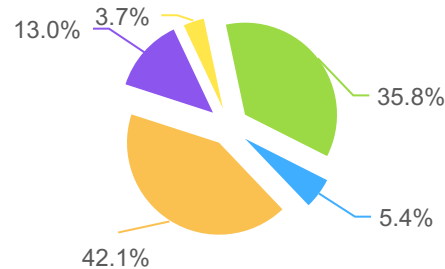
Construction Fund Revenue Sources	FY 2025	FY 2026	Difference
Distributed to Route 58 Corridor Fund	\$ 40,000,000	\$ 40,000,000	\$ —
Distributed to Northern Virginia Transportation District Fund	40,000,000	40,000,000	—
Distributed to TTF for Support	1,181,262	900,000	(281,262)
Distributed to Special Structures	87,676,240	89,955,822	2,279,582
<b>Total</b>	<b>\$ 168,857,502</b>	<b>\$ 170,855,822</b>	<b>\$ 1,998,320</b>

The following table identifies the construction fund revenues by major source.

Construction Fund Revenue Sources	FY 2025	FY 2026	Difference
State Revenue from TTF Distribution	\$ 1,239,585,106	\$ 1,309,925,289	\$ 70,340,183
General Fund	147,000,000	199,000,000	52,000,000
Federal Revenues	1,645,728,217	1,540,944,822	(104,783,395)
Local Revenues	1,474,920,884	476,166,088	(998,754,796)
Other Revenues	92,029,186	134,503,199	42,474,013
<b>Total</b>	<b>\$ 4,599,263,393</b>	<b>\$ 3,660,539,398</b>	<b>\$ (938,723,995)</b>

### Construction Fund Revenue by Source

- State Revenue from TTF Distribution
- General Fund
- Federal Revenues
- Local Revenues
- Other Revenues
- GARVEE Bonds & Interest



# Other Fund Revenues

VDOT manages a number of special funds. Each special fund receives dedicated revenues to be used to support the mission of the program.

Other Fund Revenues	FY 2025	FY 2026	Difference
Regional Transportation Funds	\$ 845,100,000	\$ 986,500,000	\$ 141,400,000
Interstate 81 Corridor Improvement Fund	103,553,395	106,532,050	2,978,655
Fuel Tax Revenue for the Special Fund Account for the Highway Construction District Grant Program	124,001,513	122,275,267	(1,726,246)
Powhite Parkway Extension Toll Revenue	11,675,600	11,675,600	—
Coleman Bridge Toll Revenue	6,070,200	3,155,990	(2,914,210)
I-66 Inside the Beltway Toll Revenue	35,950,000	45,113,746	9,163,746
I-64 Express Lanes Toll Revenue	5,900,000	8,500,000	2,600,000
Northern VA Transportation District (NVTD)	7,833,414	5,689,920	(2,143,494)
Priority Transportation Fund (PTF)	245,578,182	259,513,500	13,935,318
Transportation Partnership Opportunity Fund	5,000,000	36,660,000	31,660,000
Route 58	154,860,544	74,200,000	(80,660,544)
Route 28	8,105,000	8,105,000	—
Other	64,800,000	134,590,000	69,790,000
<b>Total</b>	<b>\$ 1,618,427,848</b>	<b>\$ 1,802,511,073</b>	<b>\$ 184,083,225</b>
<b>Total Construction Major Sources (page 7)</b>			
	4,599,263,393	3,660,539,398	(938,723,995)
<b>Transfer to HMOF</b>	(509,882,302)	(532,638,958)	(22,756,656)
<b>Total Construction Fund</b>	<b>\$ 5,707,808,939</b>	<b>\$ 4,930,411,513</b>	<b>\$ (777,397,426)</b>

# VDOT Program Descriptions and Allocations

# Summary of Allocations by Program

The following table summarizes VDOT's budget by the major budgetary programs.

	FY 2025	FY 2026	INCREASE (DECREASE)
Environmental Monitoring and Evaluation (514) \$	21,336,888	\$ 32,001,781	\$ 10,664,893
Ground Transportation Planning and Research (602)	153,278,798	108,559,623	(44,719,175)
Highway Construction Programs (603)	3,719,768,856	2,897,025,802	(822,743,054)
Highway System Maintenance (604)	2,253,248,429	2,398,346,423	145,097,994
Commonwealth Toll Facilities (606)	193,695,800	149,545,336	(44,150,464)
Financial Assistance to Localities (607)	1,518,552,259	1,682,332,061	163,779,802
Non-Toll Supported Transportation Debt Service (612)	370,151,989	405,795,729	35,643,740
Special Structures (614)	87,676,240	89,955,822	2,279,582
Administrative and Support Services (699)	373,693,618	383,669,470	9,975,852
VDOT Capital Outlay (998)	40,000,000	40,000,000	—
Support to Other State Agencies	54,106,450	54,106,351	(99)
Support to DRPT Programs	85,257,248	86,152,312	895,064
<b>Total</b>	<b>\$ 8,870,766,575</b>	<b>\$ 8,327,490,710</b>	<b>\$ (543,275,865)</b>

# Environmental Monitoring and Evaluation (514)

The Environmental Program consists of the following service areas:

**Environmental Monitoring and Compliance for Highway Projects (514008)** - To provide efforts to evaluate, monitor and maintain the quality of the state's natural resources as part of a balanced consideration of environmental and transportation needs. VDOT's wetland mitigation program is funded in this service area.

**Environmental Monitoring Program Management and Direction (514009)** - To provide activities related to the management and direction of the program. Adequate and effective management and direction is critical to the success of the program.

**Municipal Separate Storm Sewer System Compliance Activities (514010)** - To provide efforts to address storm water discharges, including the related operational and maintenance activities, to meet Total Maximum Daily Load reduction targets. VDOT's current Municipal Separate Storm Sewer System (MS4) permit requires VDOT to reduce its pollutant load allocation to the Chesapeake Bay.

<b>ENVIRONMENTAL MONITORING &amp; EVALUATION (514)</b>	<b>FY 2025</b>	<b>FY 2026</b>	<b>INCREASE (DECREASE)</b>
Environmental Monitoring & Compliance for Highway Projects (514008)	\$ 12,467,830	\$ 18,850,096	\$ 6,382,266
Environmental Monitoring Program Management (514009)	4,606,181	4,762,749	156,568
Municipal Separate Storm Sewer System Compliance Activities (514010)	4,262,877	8,388,936	4,126,059
<b>TOTAL ENVIRONMENTAL MONITORING &amp; EVALUATION</b>	<b>\$ 21,336,888</b>	<b>\$ 32,001,781</b>	<b>\$ 10,664,893</b>
TTF	21,336,888	32,001,781	10,664,893

# Ground Transportation Planning & Research (602)

**Ground Transportation Planning and Research is comprised of:**

**Ground Transportation System Planning (602001)** - To provide efforts to lead and plan a comprehensive system of ground transportation, including the planning of particular ground transportation projects through surveying, mapping and studies. These studies are the basis for decisions on proposed highway plans, programs and projects, as well as other travel modes and routes throughout Virginia.

**Ground Transportation System Research (602002)** - To provide efforts devoted to the planning and delivery of a comprehensive ground transportation research, development, consulting and technology transfer program covering the areas of transportation system operations, maintenance, structural design and construction, materials and specifications, safety, environmental stewardship, finance and policy.

**Ground Transportation Program Management and Direction (602004)** - To provide activities related to the management and direction of the program. Adequate and effective management and direction is critical to the success of the program.

<b>PLANNING &amp; RESEARCH (602)</b>	<b>FY 2025</b>	<b>FY 2026</b>	<b>INCREASE (DECREASE)</b>
Ground Transportation System Planning (602001)	\$ 132,667,645	\$ 94,802,639	\$ (37,865,006)
Ground Transportation System Research (602002)	15,549,795	8,530,116	(7,019,679)
Ground Transportation Program Management (602004)	5,061,358	5,226,868	165,510
<b>TOTAL PLANNING &amp; RESEARCH</b>	<b>\$ 153,278,798</b>	<b>\$ 108,559,623</b>	<b>\$ (44,719,175)</b>
HMOF	19,779,352	12,946,263	(6,833,089)
CONSTRUCTION	105,975,115	69,656,885	(36,318,230)
FEDERAL	27,524,331	25,956,475	(1,567,856)

# Highway Construction Programs (603)

For Fiscal Year 2026, the funding made available for distribution is distributed via the formula outlined in the Code of Virginia, § 33.2-358. With the enactment of Chapter 1230, funds are distributed to the following programs: State of Good Repair Program, High Priority Projects Program, Construction District Grant Program, Interstate Operations and Enhancement Program, and Virginia Highway Safety Improvement Program. The following table provides details on distributions for Fiscal Year 2026.

The budget also contains a significant application of Toll Credits that are used as "soft match" to meet the nonfederal share matching requirements. The federal share on most projects in the future can effectively be increased up to 100 percent. However, the use of soft match does not increase the federal funding available to Virginia.

<b>CONSTRUCTION (603)</b>	<b>FY 2025</b>	<b>FY 2026</b>	<b>INCREASE (DECREASE)</b>	
State of Good Repair Program (603020)	\$ 288,693,940	\$ 341,000,223	\$ 52,306,283	10
High Priority Projects Program(603021)	192,462,626	220,987,865	28,525,239	10
Construction District Grant Programs (603022)	316,464,139	343,263,132	26,798,993	10
Specialized State and Federal Programs (603023)	2,419,774,468	1,344,571,099	(1,075,203,369)	
Virginia Highway Safety Improvement Program (603017)	134,783,478	110,493,932	14,262,618	10
Interstate Operations and Enhancement Program (603018)	274,702,353	468,745,173	126,099,219	10
Construction Management (603015)	63,496,415	67,964,378	4,467,963	
<b>TOTAL CONSTRUCTION</b>	<b>\$3,719,768,856</b>	<b>\$2,897,025,802</b>	<b>\$ (822,743,054)</b>	
CONSTRUCTION	2,041,280,420	1,151,289,823	(889,990,597)	
FEDERAL	1,154,863,376	1,077,417,253	(77,446,123)	
I-81 CORRIDOR IMPROVEMENT FUND	98,209,803	93,803,946	(4,405,857)	
SPECIAL FUND ACCOUNT FOR CONSTRUCTION DGP	124,001,513	122,275,267	(1,726,246)	
PTF	20,043,930	39,993,368	19,949,438	
TPOF	19,974,151	51,634,151	31,660,000	
VTIB	7,700,000	77,490,000	69,790,000	
NVTD	271,014	—	(271,014)	
CONCESSION FEE FUND	—	12,094,194	12,094,194	
GENERAL FUND	70,000,000	175,000,000	105,000,000	
ROUTE 58	185,288,900	96,027,800	(89,261,100)	

# Highway Construction Programs (603)

## STATE OF GOOD REPAIR PROGRAM (603020)

The purpose of the State of Good Repair Program service area is to allocate funds to state of good repair purposes for reconstruction and replacement of structurally deficient state and locally owned bridges and reconstruction and rehabilitation of pavement on the Interstate System and primary state highway system determined to be deteriorated by the Board, including municipality-maintained primary extensions. (Code of Virginia §33.2-369)

STATE OF GOOD REPAIR PROGRAM (603020)	FY 2025	FY 2026	INCREASE (DECREASE)
<b>TOTAL STATE OF GOOD REPAIR</b>	<b>\$ 288,693,940</b>	<b>\$ 341,000,223</b>	<b>\$ 52,306,283</b>
CONSTRUCTION	121,698,031	118,588,768	(3,109,263)
FEDERAL	166,995,909	222,411,455	55,415,546

## HIGH PRIORITY PROJECTS PROGRAM (603021)

The purpose of the High Priority Projects Program service area is to allocate funds to the established program for projects and strategies that address a transportation need identified for a corridor of statewide significance or a regional network in the Statewide Transportation Plan pursuant to Code of Virginia §33.2-353. From funds allocated to this program, the Board shall allocate funds to the Innovation and Technology Transportation Fund, provided that the allocation shall not exceed \$25 million annually. (Code of Virginia §33.2-370)

HIGH PRIORITY PROJECTS PROGRAM (603021)	FY 2025	FY 2026	INCREASE (DECREASE)
<b>TOTAL HIGH PRIORITY PROJECTS</b>	<b>\$ 192,462,626</b>	<b>\$ 220,987,865</b>	<b>\$ 28,525,239</b>
CONSTRUCTION	37,222,315	71,148,274	33,925,959
FEDERAL	155,240,311	149,839,591	(5,400,720)
GARVEE	—	—	—

## CONSTRUCTION DISTRICT GRANT PROGRAMS (603022)

The purpose of the Construction District Grant Programs service area is to allocate funds to the established grant program in each highway construction district to fund projects and strategies that address a need in the Statewide Transportation Plan developed pursuant to Code of Virginia §33.2-353. In accordance with §33.2-359, the Commonwealth Transportation Board shall allocate funds to improve nonsurface treated secondary highways that carry 50 or more vehicles per day. This allocation shall not exceed \$25 million annually (Code of Virginia, §33.2-371).

CONSTRUCTION DISTRICT GRANT PROGRAMS (603022)	FY 2025	FY 2026	INCREASE (DECREASE)
<b>TOTAL CONSTRUCTION DISTRICT GRANT</b>	<b>\$ 316,464,139</b>	<b>\$ 343,263,132</b>	<b>\$ 26,798,993</b>
CONSTRUCTION	87,294,823	113,567,513	26,272,690
SPECIAL FUND ACCOUNT FOR CONSTRUCTION DGP	124,001,513	122,275,267	(1,726,246)
FEDERAL	105,167,803	107,420,352	2,252,549
GARVEE	—	—	—

# Highway Construction Programs (603)

## SPECIALIZED STATE AND FEDERAL PROGRAMS (603023)

The purpose of the Specialized State and Federal Programs service area is to allocate funds to State and Federal Construction Programs that are not components of the other funding distributions. The Federal programs that are exempt from the distribution process are outlined in § 33.2-214.1 of the Code of Virginia (Statewide prioritization process for project selection). These include Congestion Mitigation and Air Quality (CMAQ) funding and Regional Surface Transportation Program funding. The service area will also allocate bond programs and the state and local components of Revenue Sharing. Anticipated funding from regional entities for projects is also allocated in this service area.

SPECIALIZED STATE AND FEDERAL PROGRAMS (603023)	FY 2025	FY 2026	INCREASE (DECREASE)	
CMAQ & State Match	\$ 56,003,034	\$ 35,424,518	\$ (20,578,516)	
Participating Project Costs	60,000,000	60,000,000	—	
Project Participation from CVTA	1,180,504	22,305,893	21,125,389	
Project Participation from HRTAC	695,901,157	330,984,748	(364,916,409)	12
HRTAC Participation for Hampton Roads Bridge-Tunnel Expansion Project	247,528,950	—	(247,528,950)	12
Project Participation from NVTA	421,047,222	14,883,137	(406,164,085)	12
Revenue Sharing	200,000,000	200,000,000	—	
STP Set-aside	38,110,219	35,272,146	(2,838,073)	4
STP Regional & State Match	130,799,075	121,218,145	(9,580,930)	4
Tele Fees	8,562,051	7,291,310	(1,270,741)	
PTF for Multimodal Improvements	32,700,000	—	(32,700,000)	13
PTF for Construction Projects	14,224,050	29,935,368	15,711,318	13
Carbon Reduction Program and State Match	34,640,380	32,545,509	(2,094,871)	4
PROTECT	39,388,593	37,214,231	(2,174,362)	4
Bridge	98,252,567	98,252,567	—	
Bridge - Off System	17,338,688	17,338,688	—	
Electric Vehicles	24,039,940	22,657,935	(1,382,005)	
Route 58 Bonds	152,200,000	74,200,000	(78,000,000)	
HIP - Community Project Grants	87,753,133	10,058,000	(77,695,133)	
Other	92,804,905	182,894,710	90,089,805	20
<b>TOTAL SPECIALIZED STATE AND FEDERAL PROGRAMS (603023)</b>	<b>\$ 2,452,474,468</b>	<b>\$ 1,344,571,099</b>	<b>\$ (1,107,903,369)</b>	

# Highway Construction Programs (603)

<b>SPECIALIZED STATE AND FEDERAL PROGRAMS (603023)</b>	<b>FY 2025</b>	<b>FY 2026</b>	<b>INCREASE (DECREASE)</b>
CONSTRUCTION	1,672,281,306	667,494,622	(1,004,786,684)
FEDERAL	514,702,820	398,016,270	(116,686,550)
GENERAL FUND	—	—	—
PTF	20,043,930	39,993,368	19,949,438
CONCESSION FEE FUND	—	12,094,194	12,094,194
I-81 CORRIDOR IMPROVEMENT FUND	1,282,227	1,820,694	538,467
OTHER BOND PROGRAMS/FUNDS	185,288,900	96,027,800	(89,261,100)
NVTD	271,014	—	(271,014)
VTIB	7,700,000	77,490,000	69,790,000
GARVEE BOND PROCEEDS	—	—	—
TPOF	19,974,151	51,634,151	31,660,000
<b>TOTAL SPECIALIZED STATE AND FEDERAL PROGRAMS (60323)</b>	<b>\$ 2,421,544,348</b>	<b>\$ 1,344,571,099</b>	<b>\$ (1,076,973,249)</b>

# Highway Construction Programs (603)

## VIRGINIA HIGHWAY SAFETY IMPROVEMENT PROGRAM (603017)

The purpose of the Virginia Highway Safety Improvement Program is to reduce motorized and non-motorized fatalities and severe injuries on highways in the Commonwealth, whether such highways are state or locally maintained. (Code of Virginia § 33.2-373)

VIRGINIA HIGHWAY SAFETY IMPROVEMENT PROGRAM (603017)	FY 2025	FY 2026	INCREASE (DECREASE)
<b>TOTAL VHSIP</b>	<b>\$ 96,231,314</b>	<b>\$110,493,932</b>	<b>\$ 14,262,618</b>
TTF	—	1,921,498	1,921,498
FEDERAL	96,231,314	108,572,434	12,341,120

10

## INTERSTATE OPERATIONS & ENHANCEMENT PROGRAM (603018)

The purpose of the Interstate Operations and Enhancement Program is to improve the safety, reliability, and travel flow along interstate highway corridors in the Commonwealth. (Code of Virginia § 33.2-372)

INTERSTATE OPERATIONS & ENHANCEMENT PROGRAM (603018)	FY 2025	FY 2026	INCREASE (DECREASE)
<b>TOTAL IOEP</b>	<b>\$ 245,718,378</b>	<b>\$ 468,745,173</b>	<b>\$ 223,026,795</b>
TTF	59,193,159	110,604,770	51,411,611
FEDERAL	116,525,219	91,157,151	(25,368,068)
General Fund	70,000,000	175,000,000	105,000,000
I-81	96,927,576	91,983,252	(4,944,324)

10;14

## CONSTRUCTION MANAGEMENT (603015)

The purpose of the construction management program is to provide activities related to the management and direction of the program. Adequate and effective management and direction is critical to the success of the program.

CONSTRUCTION MANAGEMENT (603015)	FY 2025	FY 2026	INCREASE (DECREASE)
<b>TOTAL CONSTRUCTION MANAGEMENT</b>	<b>\$ 63,496,415</b>	<b>\$ 67,964,378</b>	<b>\$ 4,467,963</b>
TTF	63,496,415	67,964,378	4,467,963

# Highway System Maintenance (604)

The maintenance program consists of:

**Interstate Maintenance (604001)** - To preserve the public's investment through the delivery of an effective and efficient statewide maintenance program to protect and enhance the transportation infrastructure and the safety of the traveling public.

**Primary Maintenance (604002)** - To preserve the public's investment through the delivery of an effective and efficient statewide maintenance program to protect and enhance the transportation infrastructure and the safety of the traveling public.

**Secondary Maintenance (604003)** - To preserve the public's investment through the delivery of an effective and efficient statewide maintenance program to protect and enhance the transportation infrastructure and the safety of the traveling public.

**Transportation Operations Services (604004)** - To improve mobility, safety, travel time reliability and security on the transportation system through the deployment of a variety of operational strategies including regional smart traffic centers, emergency services, traveler services, congestion management and traffic signalization optimization.

**Highway Maintenance Program Management and Direction (604005)** - To provide activities related to the management and direction of the program. Adequate and effective management and direction is critical to the success of the program.

HIGHWAY SYSTEM MAINTENANCE (604)	FY 2025	FY 2026	INCREASE (DECREASE)
Interstate Maintenance (604001)	\$ 484,098,515	\$ 527,932,598	\$ 43,834,083
Primary Maintenance (604002)	648,176,255	687,854,064	39,677,809
Secondary Maintenance (604003)	664,423,848	701,801,078	37,377,230
Transportation Operations Services (604004)	362,029,227	383,962,759	21,933,532
Highway Maintenance Program Management & Direction (604005)	94,520,584	96,795,924	2,275,340
<b>TOTAL HIGHWAY SYSTEM MAINTENANCE</b>	<b>\$2,253,248,429</b>	<b>\$2,398,346,423</b>	<b>\$ 145,097,994</b>
HMOF	1,934,449,881	2,114,108,297	179,658,416
FEDERAL	318,798,548	284,238,126	(34,560,422)

# Commonwealth Toll Facilities (606)

Revenues collected from toll facilities contribute to Virginia's safe and effective transportation system. Of these facilities, four are currently owned and operated by VDOT: Powhite Parkway Extension Toll Road in Chesterfield County, George P. Coleman Bridge in Gloucester County, I-66 Inside the Beltway and I-64 Express Lanes.

**Toll Facility Acquisition and Construction (606001)** -To provide for efforts to acquire and construct ground transportation toll facilities.

**Toll Facility Debt Service (606002)** -To provide for the debt service requirements of the debt-financed toll facilities. The bond indentures for the toll facilities require the Commonwealth Transportation Board (CTB) to set toll rates for all classes of vehicles which will provide sufficient net revenues to meet the facility's obligations. Toll roads are typically constructed with debt financing and the subsequent toll collection revenues are used for debt service payments. Both the George P. Coleman Bridge and the Powhite Parkway Extension have completed paying off bonds sold to finance the construction of the facilities. The remaining debt owed by both facilities is to Toll Facility Revolving Account.

**Toll Facility Maintenance and Operation (606003)** - To provide for the operational costs of the four toll facilities operated by VDOT: the George P. Coleman Bridge and the Powhite Parkway Extension Toll Road, I-66 Inside the Beltway facility and I-64 Express Lanes. All operating costs associated with that facility are to be paid out of the revenues generated by that facility. Customer service and toll collection are toll facilities' main operations.

**Toll Facilities Revolving Fund (606004)** - To provide a method to finance and/or refinance existing and potential toll facilities. Funds allocated from the Toll Facilities Revolving Account intended for planned or operating toll facilities are considered advance funding and are expected to be repaid to the Toll Facilities Revolving Account.

COMMONWEALTH TOLL FACILITIES (606)	FY 2025	FY 2026	INCREASE (DECREASE)
Acquisition & Construction (606001)	\$ —	\$ —	\$ —
Debt Service (606002)	—	—	—
Maintenance & Operations (606003)	59,595,800	68,445,336	8,849,536
Toll Facilities Revolving (606004)	134,100,000	81,100,000	(53,000,000)
<b>TOTAL TOLL FACILITIES</b>	<b>\$ 193,695,800</b>	<b>\$ 149,545,336</b>	<b>\$ (44,150,464)</b>
POWHITE	11,675,600	11,675,600	—
COLEMAN	6,070,200	3,155,990	(2,914,210)
I-66 INSIDE THE BELTWAY	35,950,000	45,113,746	9,163,746
I-64 EXPRESS LANES	5,900,000	8,500,000	2,600,000
GENERAL FUND	77,000,000	24,000,000	(53,000,000)
TOLL FACILITIES REVOLVING	57,100,000	57,100,000	—

# Financial Assistance to Localities (607)

Financial Assistance to Localities consists of:

**Financial Assistance for City Road Maintenance (607001)** - To provide monetary support to localities for capital improvements and/or maintenance of roads and/or transportation facilities. Direct financial assistance is provided to 84 cities and towns to maintain, operate, and improve their arterial and collector roads and local streets. The level of assistance to the respective local governments for maintenance expenditures is based on the number of qualifying lane-miles in each locality and available funding.

**Financial Assistance for County Road Maintenance (607002)** - Provide monetary support in lieu of maintenance services to localities for road maintenance and upkeep where such localities have elected to maintain their own highway systems. Currently, Henrico and Arlington maintain their own roads.

**Financial Assistance for Planning, Access Roads, and Special Projects (607004)** - To manage and distribute funding for recreational and industrial access programs and the Metropolitan Planning federal grant program. The Recreational Access Program provides funding for roads and bikeways to new or expanding non-federal, non-commercial public parks and historic sites. Access roads for qualifying airports and industrial sites, and access tracks for qualified rail users are provided through VDOT's Industrial, Airport, and Rail Access Fund. The Metropolitan Planning Grants are federal funds available to support activities undertaken by Metropolitan Planning Organizations (MPOs) to develop long-range transportation plans and transportation improvement programs.

**Distribution of Northern Virginia Transportation Authority Fund Revenues (607006)** - To transfer state regional tax revenues to the Northern Virginia Transportation Authority to fund local and regional transportation projects.

**Distribution of Hampton Roads Transportation Fund Revenues (607007)** - To transfer state regional tax revenues to the Hampton Roads Transportation Accountability Commission to fund local and regional transportation projects.

**Distribution of Central Virginia Transportation Authority Fund Revenues (607010)** - To transfer state regional tax revenues to the Central Virginia Transportation Authority to fund local and regional transportation projects.

FINANCIAL ASSISTANCE TO LOCALITIES (607)	FY 2025	FY 2026	INCREASE (DECREASE)	
Financial Assistance for City Road Maintenance (607001)	\$ 526,283,488	\$ 543,678,359	\$ 17,394,871	15
Financial Assistance for County Road Maintenance (607002)	91,374,707	94,400,819	3,026,112	15
Financial Assistance for Planning, Access Roads, & Special Projects (607004)	19,049,816	18,526,939	(522,877)	
Distribution of Northern Virginia Transportation Authority Fund Revenues (607006)	401,644,248	465,625,944	63,981,696	1
Distribution of Hampton Roads Transportation Fund Revenues (607007)	282,900,000	314,700,000	31,800,000	1
Distribution of Central Virginia Transportation Authority Fund Revenues (607010)	197,300,000	245,400,000	48,100,000	1

**TOTAL FINANCIAL ASSISTANCE TO LOCALITIES** **\$1,518,552,259** **\$1,682,332,061** **\$ 163,779,802**

HMOF	617,658,195	638,079,178	20,420,983
CONSTRUCTION	24,949,230	27,506,715	2,557,485
FEDERAL	10,844,834	10,246,168	(598,666)
CENTRAL VIRGINIA TRANSPORTATION FUND	197,300,000	245,400,000	48,100,000
NORTHERN VIRGINIA TRANSPORTATION FUND	384,900,000	446,400,000	61,500,000
HAMPTON ROADS TRANSPORTATION FUND	244,200,000	281,000,000	36,800,000
HAMPTON ROADS REGIONAL TRANSIT FUND	38,700,000	33,700,000	(5,000,000)

# Non-Toll Supported Transportation Debt Service (612)

Non-Toll Supported Transportation Debt Service consists of:

**Highway Transportation Improvement District Debt Service (612001)** - To provide for the debt service requirements of the bonds sold to finance transportation improvements in special tax districts. There is currently only one such district, the State Route 28 Highway Transportation Improvement District in Fairfax and Loudoun counties.

**Designated Highway Corridor Debt Service (612002)** - To provide for the debt service requirements of the bonds sold to finance transportation improvements in special designated highway corridors. The Commonwealth Transportation Board has issued transportation revenue bonds for the U.S. Route 58 Corridor Development Program, and the Northern Virginia Transportation District (NVTD) Program.

**Commonwealth Transportation Capital Projects Bond Act Debt Service (612004)** - To provide for the debt service requirements of the bonds sold to finance transportation improvements under the Commonwealth Transportation Capital Projects Bond Act.

**Federal Transportation Grant Anticipation Revenue Notes Debt Service (612005)** - To provide for the debt service requirements of the bonds sold as Federal Transportation Grant Anticipation Revenue bonds (GARVEEs).

**Interstate 81 Corridor Improvement Program Debt Service (612006)** - To provide for the estimated debt service requirements of the bonds sold to finance transportation improvements on the Interstate 81 Corridor.

Non-Toll Supported Transportation Debt Service (612)	FY 2025	FY 2026	INCREASE (DECREASE)
Highway Transportation Improvement Debt Service (612001)	\$ 8,105,000	\$ 8,105,000	\$ —
Designated Highway Corridor Debt Service (612002)	37,134,044	45,737,600	8,603,556
Commonwealth Transportation Capital Projects Bond Act Debt Service (612004)	185,872,225	196,188,225	10,316,000
Federal Transportation Grant Anticipation Revenue Notes Debt Service (612005)	133,697,128	143,036,800	9,339,672
Interstate 81 Corridor Improvement Program Debt Service (612006)	5,343,592	12,728,104	7,384,512
<b>TOTAL NON-TOLL SUPPORTED DEBT SERVICE</b>	<b>\$ 370,151,989</b>	<b>\$ 405,795,729</b>	<b>\$ 28,259,228</b>

NVTD	7,562,400	7,565,400	3,000
ROUTE 28	8,105,000	8,105,000	—
CPR BONDS	185,872,225	196,188,225	10,316,000
ROUTE 58	29,571,644	38,172,200	8,600,556
I-81	5,343,592	12,728,104	7,384,512
FEDERAL	133,697,128	143,036,800	9,339,672

# Special Structures (614)

**Statewide Special Structures (614000)** - Special Structures are very large, indispensable and unique bridges and tunnels identified by the Commissioner of Highways and approved by the Commonwealth Transportation Board. The General Assembly declares it to be in the public interest that the maintenance, rehabilitation, and replacement of special structures in the Commonwealth occur timely as to provide and protect a safe and efficient highway system. The Board is establishing a program for the maintenance, rehabilitation, and replacement of special structures in the Commonwealth. With the assistance of the Department of Transportation, the Board developed and will maintain a plan for the maintenance, rehabilitation, and replacement of special structures in the Commonwealth.

VDOT SPECIAL STRUCTURES	FY 2025	FY 2026	INCREASE (DECREASE)
<b>TOTAL VDOT SPECIAL STRUCTURES</b>	<b>\$ 87,676,240</b>	<b>\$ 89,955,822</b>	<b>\$ 2,279,582</b>
SPECIAL STRUCTURES	87,676,240	89,955,822	2,279,582

18

# Administrative and Support Services (699)

Administrative and Support Services is comprised of:

**General Management and Direction (699001)** - To provide for the general administrative management, direction and support activities of VDOT. This includes, but is not limited to, accounting services, human resources, succession planning, health and safety services, procurement, facilities management, management studies, policy analysis, process improvements, performance management, internal auditing, innovative financing, financial planning services and oversight of compensation programs for all VDOT employees.

**Information Technology Services (699002)** - To provide for administrative management, direction and infrastructure support for tasks including, but not limited to, automated data processing services for citizens and visitors to the Commonwealth, Virginia's legislative bodies, other state and local government agencies as well as its own Department of Transportation employees.

**Facilities and Grounds Management Services (699015)** - To provide physical plant maintenance needs to VDOT facilities. This maintenance work is considered ordinary or routine nature and includes the cost of labor, equipment and materials to make minor repairs to utilities such as plumbing, heating, and electrical; and the maintenance of driveways, parking lots, and yards. The service area also funds small renovation/alteration projects that cost no more than \$10,000.

**Employee Training and Development (699024)** - To provide Employee Training and Development services to VDOT. This includes traditional classroom training and related development activities and tuition reimbursement.

<b>ADMINISTRATIVE &amp; SUPPORT SERVICES (699)</b>	<b>FY 2025</b>	<b>FY 2026</b>	<b>INCREASE (DECREASE)</b>
General Management & Direction (699001)	\$ 196,694,126	\$ 207,062,298	\$ 10,368,172
Information Technology Services (699002)	141,065,441	138,442,094	(2,623,347)
Facilities and Grounds Management Services (699015)	23,349,307	25,350,204	2,000,897
Employee Training & Development (699024)	12,584,744	12,814,874	230,130
<b>TOTAL ADMINISTRATIVE &amp; SUPPORT SERVICES</b>	<b>\$ 373,693,618</b>	<b>\$ 383,669,470</b>	<b>\$ 9,975,852</b>
HMOF	372,512,356	382,769,470	10,257,114
CTF	1,181,262	900,000	(281,262)

19

# VDOT Capital Outlay (998)

Capital Outlay funding is provided to support the agency's building and renovation needs as well as Maintenance Reserve needs. This funding may be used for acquisition of real property (including buildings or plant) or machinery or equipment, new construction, and improvements related to state-owned real property, buildings, plant, machinery or equipment (including plans therefore), as defined in the Code of Virginia. All capital outlay projects must be approved by the Governor and General Assembly via the Six-Year Capital Improvement Plan and the Biennial Budget. VDOT receives direction from the Department of Planning and Budget and the Department of General Services on the development and execution of the Capital Outlay Program.

VDOT CAPITAL OUTLAY (998)	FY 2025	FY 2026	INCREASE (DECREASE)
<b>TOTAL VDOT CAPITAL OUTLAY</b>	<b>\$ 40,000,000</b>	<b>\$ 40,000,000</b>	<b>\$ —</b>
CONSTRUCTION	40,000,000	40,000,000	—

# Program Allocations by Fund

VDOT provides funding to other agencies to cover support activities and services related to the transportation programs.

SUPPORT TO OTHER STATE AGENCIES	FY 2025	FY 2026	INCREASE (DECREASE)
<b>Transportation Appropriation to Other Agencies</b>			
Department of Education	\$ 301,676	\$ 301,676	\$ —
Marine Resources Commission	313,768	313,768	—
Secretary of Transportation	1,068,986	1,068,986	—
Department of State Police	9,637,997	9,179,045	(458,952)
Department of Minority Business Enterprise	1,800,567	1,800,567	—
Department of Historic Resources	226,807	226,807	—
Department of Emergency Management	1,360,549	1,360,549	—
Department of Motor Vehicles	15,332,836	15,791,689	458,853
Department of Treasury	185,188	185,187	(1)
Virginia Liaison Office	199,891	199,891	—
Office of the State Inspector General	2,254,194	2,254,194	—
SUBTOTAL	32,682,459	32,682,359	(100)
<b>Transfers to the General Fund</b>			
Department of General Services	388,254	388,254	—
Department of Agriculture & Conservation Services	97,586	97,586	—
Chesapeake Bay Initiatives	10,000,000	10,000,000	—
Indirect Costs	6,462,324	6,462,324	—
Department of Taxation	2,975,827	2,975,828	1
SUBTOTAL	19,923,991	19,923,992	1
<b>Transfers to Other Agencies</b>			
Department of Motor Vehicles (fuel tax evasion)	1,500,000	1,500,000	—
SUBTOTAL	1,500,000	1,500,000	—
<b>TOTAL SUPPORT TO OTHER STATE AGENCIES</b>	<b>\$ 54,106,450</b>	<b>\$ 54,106,351</b>	<b>\$ (99)</b>
HMOF	49,517,703	49,517,604	(99)
CONSTRUCTION	3,077,221	3,077,221	—
TPOF	25,849	25,849	—
DMV	31,610	31,610	—
RAIL	237,076	237,076	—
PTF	331,907	331,907	—
PORTS	79,026	79,026	—
AIRPORTS	47,415	47,415	—
DRPT	727,033	727,033	—
SPACE	31,610	31,610	—

# Program Allocations by Fund

The following table summarizes VDOT's budget by major program and major fund.

Program	HMOF	Construction	Federal	Bonds	Other*	Total
Environmental Monitoring and Evaluation (514)	\$ —	\$ 32,001,781	\$ —	\$ —	\$ —	\$ 32,001,781
Ground Transportation Planning & Research (602)	12,946,263	69,656,885	25,956,475	—	—	108,559,623
Highway Construction Programs (603)	—	1,161,347,823	1,077,417,253	—	658,260,726	2,897,025,802
Highway System Maintenance (604)	2,114,108,297	—	284,238,126	—	—	2,398,346,423
Commonwealth Toll Facilities (606)	—	—	—	—	149,545,336	149,545,336
Financial Assistance to Localities (607)	638,079,178	8,280,771	10,246,168	—	1,025,725,944	1,682,332,061
Non-Toll Supported Transportation Debt Service (612)	—	—	143,036,800	—	262,758,929	405,795,729
Special Structures (614)	—	89,955,822	—	—	—	89,955,822
Administrative and Support Services (699)	382,769,470	—	—	—	900,000	383,669,470
VDOT Capital Outlay (998)	—	40,000,000	—	—	—	40,000,000
Support to Other State Agencies	49,517,604	3,077,221	—	—	1,511,526	54,106,351
Support to DRPT Programs	—	14,152,312	—	—	72,000,000	86,152,312
<b>TOTAL</b>	<b>\$3,197,420,812</b>	<b>\$ 1,418,472,615</b>	<b>\$ 1,540,894,822</b>	<b>\$ —</b>	<b>\$2,170,702,461</b>	<b>\$8,327,490,710</b>

\* - Other includes I-81 Corridor Improvement Fund, Statewide Interstate Improvement Fund, Tolls, PTF, Route 58, Route 28, Oak Grove, TPOF, Concession Fund Interest and Regional Transportation Funds.

# Budget Comparison Schedule for FY 2026

## Revenues

Revenue provided by the General Fund of the Commonwealth	\$ 199,000,000
Taxes	1,174,875,267
Rights and privileges	25,024,398
Sale of property and commodities	—
Interest, dividends, and rents	160,493,158
Fines, forfeitures, court fees	—
Penalties and escheats	17,100,000
Receipts from localities and private sector	537,820,778
Federal grants and contracts	1,540,944,822
Toll revenues	108,445,336
Other	125,869,489
<b>Total Revenues</b>	<b><u>3,889,573,248</u></b>

## Other Financing Sources

Other financing sources	89,853,770
Bond proceeds	21,232,050
Note proceeds	—
Transfers from other state agencies and General Fund	—
Transfers in	4,326,831,642
<b>Total Other Financing Sources</b>	<b><u>4,437,917,462</u></b>

**Total Revenues and Other Sources** **\$8,327,490,710**

# Budget Comparison Schedule for FY 2026

## Expenditures

Administrative and support services	\$ 383,669,470
Ground transportation system planning and research	108,559,623
Highway system acquisition and construction	2,889,582,956
Highway system maintenance	2,398,346,423
Financial assistance to localities	1,682,332,061
Environmental monitoring and compliance	32,001,781
Toll facility operations and construction	156,988,182
Special Structures	89,955,822
Capital Outlay	40,000,000
Debt Service	405,795,729
<b>Total Expenditures</b>	<b><u>8,187,232,047</u></b>

## Other Financing Uses

Other financing uses	—
Transfers to other state agencies and General Fund	140,258,663
Transfers out	—
<b>Total Other Financing Uses</b>	<b><u>140,258,663</u></b>

**Total Expenditures and Other Uses** **\$8,327,490,710**

**Revenues and Other Sources Over (Under) Expenditures and** **\$ —**

# Appendix I - Powhite Parkway Extension (0436) FY 2026

## FY 2026 ESTIMATED REVENUE

Toll Revenues	\$ 11,675,600
<b>TOTAL ESTIMATED REVENUES</b>	<b>\$ 11,675,600</b>
Toll Facility Revolving Account Loan Repayment	2,377,719
<b>TOTAL ESTIMATED REVENUE AVAILABLE FOR EXPENDITURES</b>	<b>\$ 9,297,881</b>

## FY 2026 EXPENDITURE BUDGET

Revenue Fund	
Operations	6,297,881
Maintenance Replacement Fund	3,000,000
<b>TOTAL ESTIMATED EXPENDITURES</b>	<b>\$ 9,297,881</b>

Details of Operating Expenditures	ALLOCATION FY 2025	RECOMMENDED FY 2026	INCREASE (DECREASE)
Personal Services	1,702,376	1,534,229	-168,147
Contractual Services	1,448,349	2,097,300	648,951
Supplies and Materials	62,427	46,550	(15,877)
Transfer Payments	2,400,000	2,438,372	38,372
Continuous Charges	135,577	153,229	17,652
Property and Improvements	—	—	—
Equipment	30,600	28,200	(2,400)
Obligations			—
<b>TOTAL - Operating Expenditures</b>	<b>\$ 5,779,329</b>	<b>\$ 6,297,880</b>	<b>\$ 518,551</b>

# Appendix I - Coleman Bridge (0437) FY 2026

**FY 2026 ESTIMATED REVENUE**

Toll Revenues	\$ 758,775
Plus: Cash Transfer From Coleman Bridge Maintenance Replacement Fund	\$ 2,397,215
<b>TOTAL ESTIMATED REVENUE AVAILABLE</b>	<b>\$ 3,155,990</b>

Toll Facility Revolving Account Loan Repayment	—
<b>TOTAL ESTIMATED REVENUE AVAILABLE FOR EXPENDITURES</b>	<b>\$ 3,155,990</b>

**FY 2026 EXPENDITURE BUDGET**

Revenue Fund	
Operations	3,155,990
Maintenance Replacement Fund	—
<b>TOTAL ESTIMATED EXPENDITURES</b>	<b>\$ 3,155,990</b>

Details of Operating Expenditures	ALLOCATION FY 2025	RECOMMENDED FY 2026	INCREASE (DECREASE)
Personal Services	704,521	383,701	(320,820)
Contractual Services	1,596,400	2,698,764	1,102,364
Supplies and Materials	55,107	8,694	(46,413)
Transfer Payments	440,000	55,000	(385,000)
Continuous Charges	82,686	9,832	(72,854)
Property and Improvements	—	—	—
Equipment	346,657	—	(346,657)
Obligations	—	—	—
<b>TOTAL - Operating Expenditures</b>	<b>\$ 3,225,371</b>	<b>\$ 3,155,990</b>	<b>\$ (69,381)</b>

# Appendix I - I-66 Inside the Beltway (0446) FY 2026

## FY 2026 ESTIMATED REVENUE

Toll Revenues	\$ 39,788,273
Court Payments	200,000
FY 2024 Carryover	5,125,473
<b>TOTAL ESTIMATED REVENUES</b>	<b><u>\$ 45,113,746</u></b>

## FY 2026 EXPENDITURE BUDGET

Revenue Fund	
Operations	\$ 42,013,746
Maintenance Replacement Fund	3,100,000
<b>TOTAL ESTIMATED EXPENDITURES</b>	<b><u>\$ 45,113,746</u></b>

Details of Operating Expenditures	ALLOCATION FY 2025	RECOMMENDED FY 2026	INCREASE (DECREASE)
Personal Services	\$683,000	\$ 637,661	-\$45,339
Contractual Services	10,400,000	7,883,300	(2,516,700)
Supplies and Materials	25,100	5,800	(19,300)
Transfer Payments	21,831,900	33,474,973	11,643,073
Continuous Charges	—	7,012	7,012
Property and Improvements	—	—	—
Equipment	—	5,000	5,000
Obligations	10,000	—	(10,000.00)
<b>TOTAL - Operating Expenditures</b>	<b>32,950,000</b>	<b><u>\$ 42,013,746</u></b>	<b>\$ 9,063,746</b>

## Memorandum of Agreement Waterfall Budget

Tolling Operation and Maintenance	\$ 12,838,773
Debt Service on Rail Component Debt	—
NVTC Payment	11,314,082
Pay go for Rail Components	13,444,778
Toll Facilities Revolving Account (TFRA) Repayment	2,390,640
Debt Service on NVTC Debt	—
Additional Repayments to TFRA	—
Remaining to Components selected by NVTC/ Approved by CTB	—
	<b><u>\$ 39,988,273</u></b>
FY 2024 Carryover for NVTC	<u>\$ 5,125,473</u>
<b>Total</b>	<b><u>\$ 45,113,746</u></b>

# Appendix I - I-64 Express Lanes (0447) FY 2026

## FY 2026 ESTIMATED REVENUE

Toll Revenues	\$ 8,500,000
<b>TOTAL ESTIMATED REVENUES FOR EXPENDITURES</b>	<b>\$ 8,500,000</b>
<b>TOTAL ESTIMATED REVENUE AVAILABLE</b>	<b>\$ 8,500,000</b>

## FY 2026 EXPENDITURE BUDGET

Revenue Fund	
Operations	8,000,000
Maintenance Replacement Fund	500,000
<b>TOTAL ESTIMATED EXPENDITURES</b>	<b>\$ 8,500,000</b>

Details of Operating Expenditures	ALLOCATION FY 2025	RECOMMENDED FY 2026	INCREASE (DECREASE)
Personal Services	509,578	605,986	96,408
Contractual Services	3,659,864	7,087,196	3,427,332
Supplies and Materials	258	200	(58)
Transfer Payments	220,000	300,000	80,000
Continuous Charges	300	6,618	6,318
Property and Improvements	—	—	—
Equipment	10,000	—	(10,000)
Obligations	—	—	—
<b>TOTAL - Operating Expenditures</b>	<b>\$ 4,400,000</b>	<b>\$ 8,000,000</b>	<b>\$ 3,600,000</b>

# Index: Acronyms and Terminology

<b>Term</b>	<b>Description</b>
BROS	Bridge Off-System
CMAQ	Congestion Mitigation and Air Quality
CTF	Commonwealth Transportation Fund
DRPT	Department of Rail and Public Transportation
FHWA	Federal Highway Administration
GARVEE	Federal Grant Anticipation Revenue Bonds
HMOF	Highway Maintenance and Operating Fund
NHPP	National Highway Performance Program
NVTD	Northern Virginia Transportation District
PTF	Priority Transportation Fund
Soft Match	The budget contains a significant application of Toll Credits that are used as "soft match" to meet the non-federal share matching requirements. Section 120(j) of Title 23 permits states to substitute certain previous toll-financed investments for state matching funds on current Federal-aid projects. It permits the non-Federal share of a project's cost to be met through a "soft match" of toll credits. The federal share on most projects in the future can effectively be increased up to 100 percent. However, the use of soft match does not increase the federal funding available to Virginia.
STP	Surface Transportation Program
STP Regional	Federal allocation that is to be used in urbanized areas with population greater than 200,000 – This portion is to be divided among those areas based on their relative share of population
STP Statewide	Surface Transportation Program sub-allocation that may be used in any area of the State
STP Under 200,000	Federal allocation that is to be used in areas with population greater than 5,000 but no more than 200,000
STP Under 5,000	Federal allocation that is to be used in areas with population of 5,000 or less
TAP	Transportation Alternatives Program
Tele Fees	Allocation of revenue from Public Rights-of-Way Use Fee to a provider of telecommunications service
Toll Facilities Revolving	Toll Facilities Revolving Account
TPOF	Transportation Partnership Opportunity Fund
TTF	Transportation Trust Fund

# Endnotes

Endnote Number	Description
1	Revenue changes reflect impact of updated state revenue forecast.
2	Increase represents the unallocated Highway Maintenance and Operating Fund balance from prior years and increased estimates for miscellaneous revenues and property damage.
3	General Fund dollars made available in Chapter 725 (2025 Session) in Fiscal Years 2025 and 2026 for Transportation Initiatives. In FY 2026, \$175 million has been provided for the Interstate 81 Corridor Improvement Program.
4	Federal revenue updates based on apportionment details and obligation limitation available to Virginia.
6	Other Revenue includes updates for interest earnings expectations and other miscellaneous revenue sources.
7	Revenue and allocations reflected planned use of bond proceeds for Route 58 Corridor Program.
8	Increased allocations for Environmental Monitoring and Compliance are provided for wetlands credits and municipal separate storm sewer system compliance activities.
9	Allocations in the previous year included funding for study initiatives and 495 Southside Procurement.
11	Includes updated revenue estimate for the Fuel Tax dedicated to the Special Fund Account for the Construction District Grant Program.
12	Revenue and allocations represent funding from regional entities or localities for projects.
13	Allocation change reflects updated interest earnings estimate for the Priority Transportation Fund. PTF allocations for rail improvements are provided as support to Rail/Virginia Passenger Rail Authority.
14	Adjustment reflects change in funds available to program areas as prescribed in the Code of Virginia, §33.2-358. Interstate Operations and Enhancement Program adjustments also include updates to funds directly allocated for the Interstate 81 Corridor Improvements Program.
15	Allocation adjustments reflect program growth and supplemental funding for the VDOT Maintenance Program and Financial Assistance to Localities.
16	Allocation adjustments reflect updated assumptions for toll facilities. This includes implementation of direction provided in Chapter 725, Item 441, D. No later than January 1, 2026, all rates, fees, tolls and other charges shall cease to be collected for the use of the George P. Coleman Bridge. The revenue and allocations for this toll facility have been adjusted accordingly.
17	General Fund dollars were provided for toll relief on Elizabeth River Crossings, \$77 million in FY 2025 and \$24 million in FY 2026.
18	Update reflects prescribed change in Special Structures funding.
19	Allocation adjustment reflects program growth for personal services and nonpersonal services.
20	Amounts for FY 2026 include anticipated interest earnings for the Transportation Partnership Opportunity Fund (TPOF) and the Virginia Transportation Infrastructure Bank (VTIB).