



HHS Boot Camp Virginia Medicaid Day

Department of Medical Assistance Services (DMAS)

August 19, 2024



Agenda

- ❖ Medicaid 101 – Cheryl Roberts (DMAS Director)

- ❖ How is Medicaid Funded? – Susan Massart (HAC) and Chris Gordon (DMAS Chief Financial Officer)

- ❖ Legislative and Budget Cycle Processes - Jeff Lunardi (DMAS Chief Deputy)

- ❖ Application and Coverage – Sarah Hatton (DMAS Deputy for Administration)

- ❖ Member Experience – Adrienne Fegans (DMAS Deputy for Programs & Operations)

- ❖ Long-Term Care – Tammy Whitlock (DMAS Deputy for Complex Care)



Medicaid 101

**Cheryl Roberts, J.D., Director
Department of Medical Assistance Services (DMAS)**



Agenda

- ❖ Medicaid Overview
- ❖ Cardinal Care Managed Care
- ❖ Current Medicaid Initiatives and Results

Medicaid and CHIP Authority



Medicaid and CHIP (FAMIS) are joint federal and state programs authorized under Title XIX and Title XXI of the Social Security Act



Implementation requires authorization by the Governor and General Assembly, and funding through the Appropriation Act



Federal guidance and oversight is provided by the Centers for Medicare and Medicaid Services (CMS)



State programs are based on a CMS-approved “State Plan” and Waivers



DMAS is designated as the single state agency within the Governor’s administration to operate the Medicaid program in Virginia

Medicaid Funding and Authority

- Current Appropriations is \$24.7 billion
- Medicaid match:
 - 51% Non-General Funds (NGF)
 - 49% General Funds (GF)
- Medicaid Expansion:
 - 90% NGF
 - 10% is covered by hospital coverage assessment
- Only 1.5% of the total DMAS budget is for administrative expenses



State
Appropriates
General Funds
& Revenue




State Receives
Federal Match
(Match Rate
Varies by Program
and Fiscal Year)



DMAS Covers Member Health
Care Services and DMAS
Program Administration

What is Virginia Medicaid?



1 in 4 Virginians are Medicaid members



Medicaid/CHIP covers 1 in 3 births in Virginia



1 in 3 Medicaid members have a Behavioral Health Diagnosis

Virginia Medicaid, now known as Cardinal Care, plays a critical role in the lives of nearly 2 million Virginians, providing high-quality health care coverage, disability services, and long-term services and supports for those most in need.

The Department of Medical Assistance Services (DMAS) is a State executive branch that administers Virginia's Medicaid program and Children's Health Insurance Program (CHIP) for nearly 1 in 4 Virginians.

Joint partnership and accountability between the Governor, General Assembly, and Centers for Medicare and Medicaid Services (CMS).

DMAS Mission and Values

Our Mission & Values

To improve the health and well-being of Virginians through access to high-quality health care coverage and services



Service



Collaboration



Trust

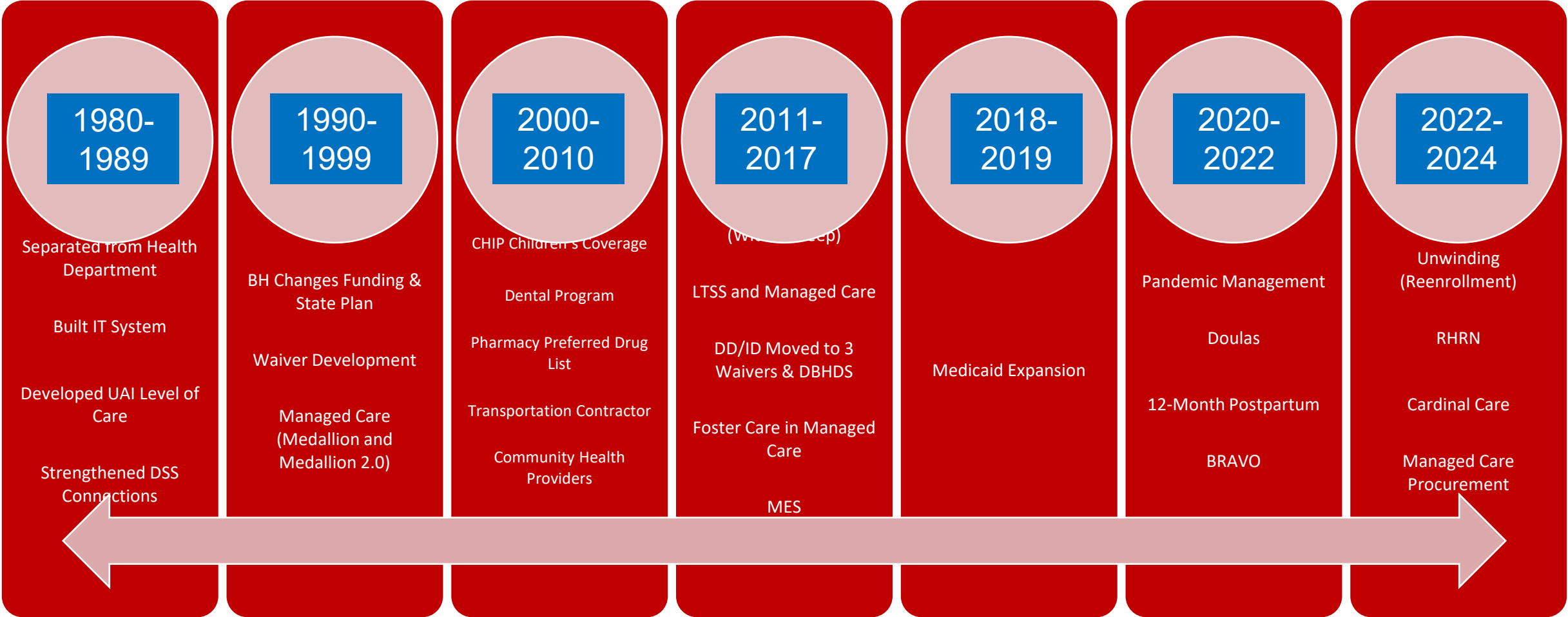


Adaptability



Problem Solving

Virginia Medicaid Timeline



DMAS Commitment

Committed to exploring, investing and implementing best practices that fit our Virginia Medicaid members



S

Services for
Members

O

Operations &
Opportunities

A

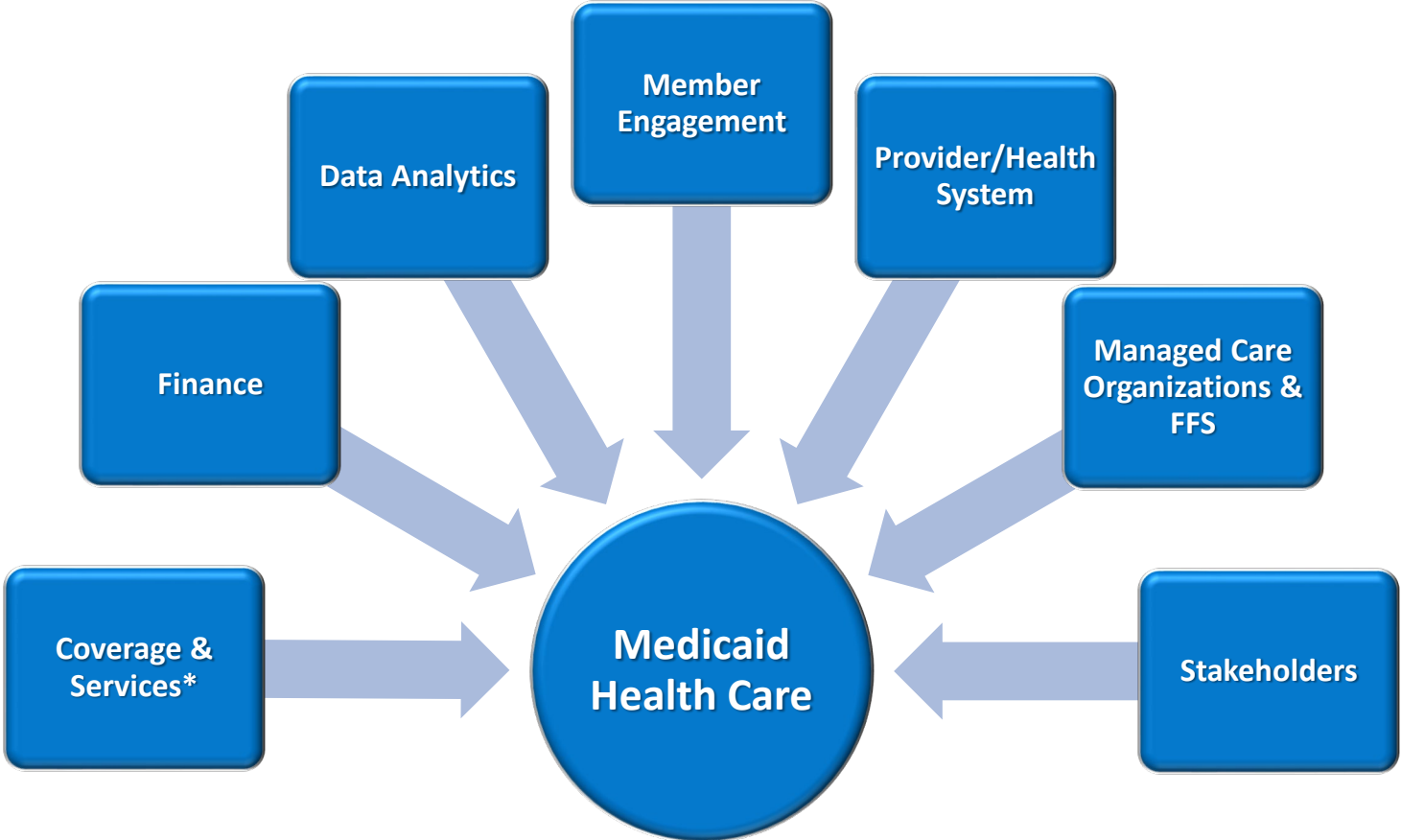
Accountability

R

Results

Virginia Medicaid Ecosystem

Seven levers are involved in Virginia Medicaid health care



* Requires Federal and state authority and funding

Program Eligibility

- Medicaid Eligibility policy is administered by DMAS and eligibility determinations are handled through the Local Departments of Social Services (LDSS).
- DMAS also operates Cover Virginia center.
- Eligibility for health coverage is based on income plus other factors. Individuals may qualify for coverage based on other things like age or disability.
- MAGI covered groups income limits example:

Medicaid for adults age 19-64

Medicaid for Adults age 19-64 Up to 138% FPL		
Household size	Yearly	Monthly
1	\$20,783	\$1,732
2	\$28,208	\$2,351
3	\$35,632	\$2,970
4	\$43,056	\$3,588
5	\$50,481	\$4,207
6	\$57,905	\$4,826
7	\$65,330	\$5,445
8	\$72,754	\$6,063
Each additional	\$7,425	\$619

**Includes 5% FPL Disregard
2024 Income Guidelines as of January 17, 2024*

Who Do We Cover?

Medicaid is available to Virginians who meet specific income thresholds and other eligibility criteria



791,757
Children



772,281
Adults



186,633
Limited Benefits
Individuals



138,516
Individuals with
Disabilities



89,234
Older
Adults



39,472
Pregnant &
Postpartum

Children

Children birth to 21 years of age

Foster Care

Children with Special Needs

Children in Crisis




Adults

Up to 138% FPL Gross Income
(\$20,783)

Behavioral Health and Substance Use
Needs

Prevention Services

Complex and Specialty Care



Individuals with Disabilities and Older Adults



Specialized Care Nursing Facilities and Value Based Purchasing

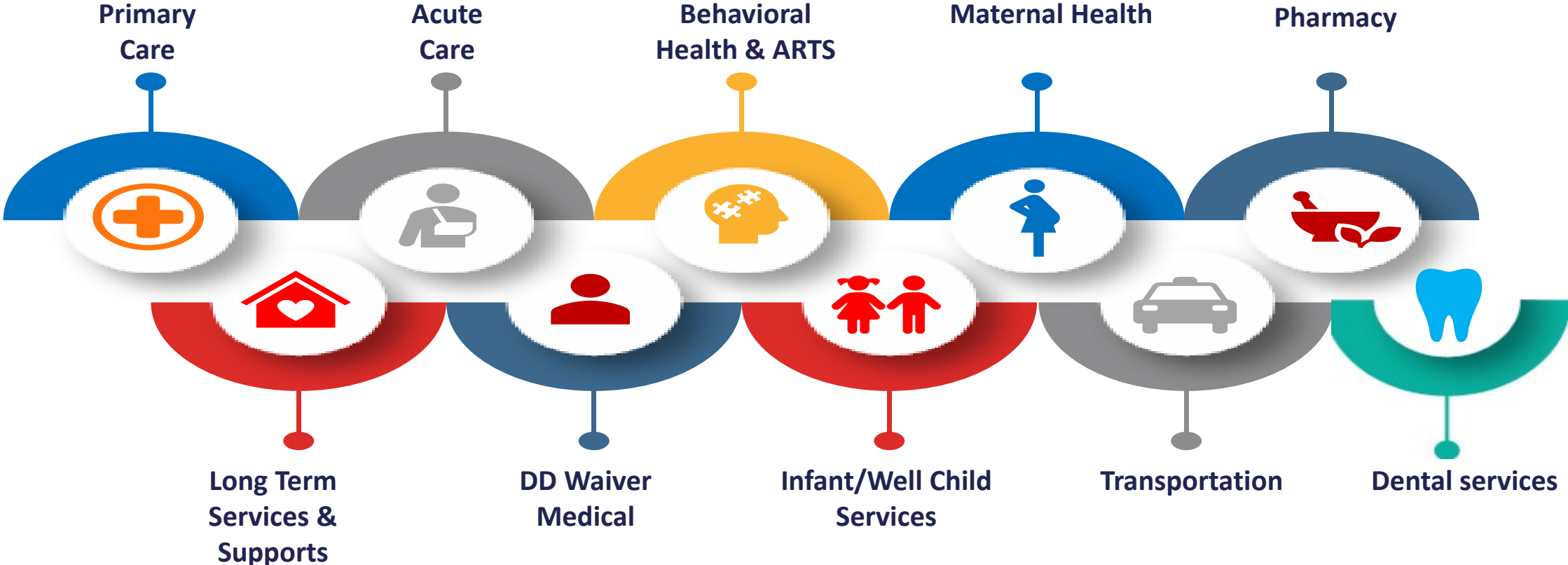
Home & Community-Based Services and ID/DD Waiver Services

Program of All-Inclusive Care (PACE)

Limited Benefits

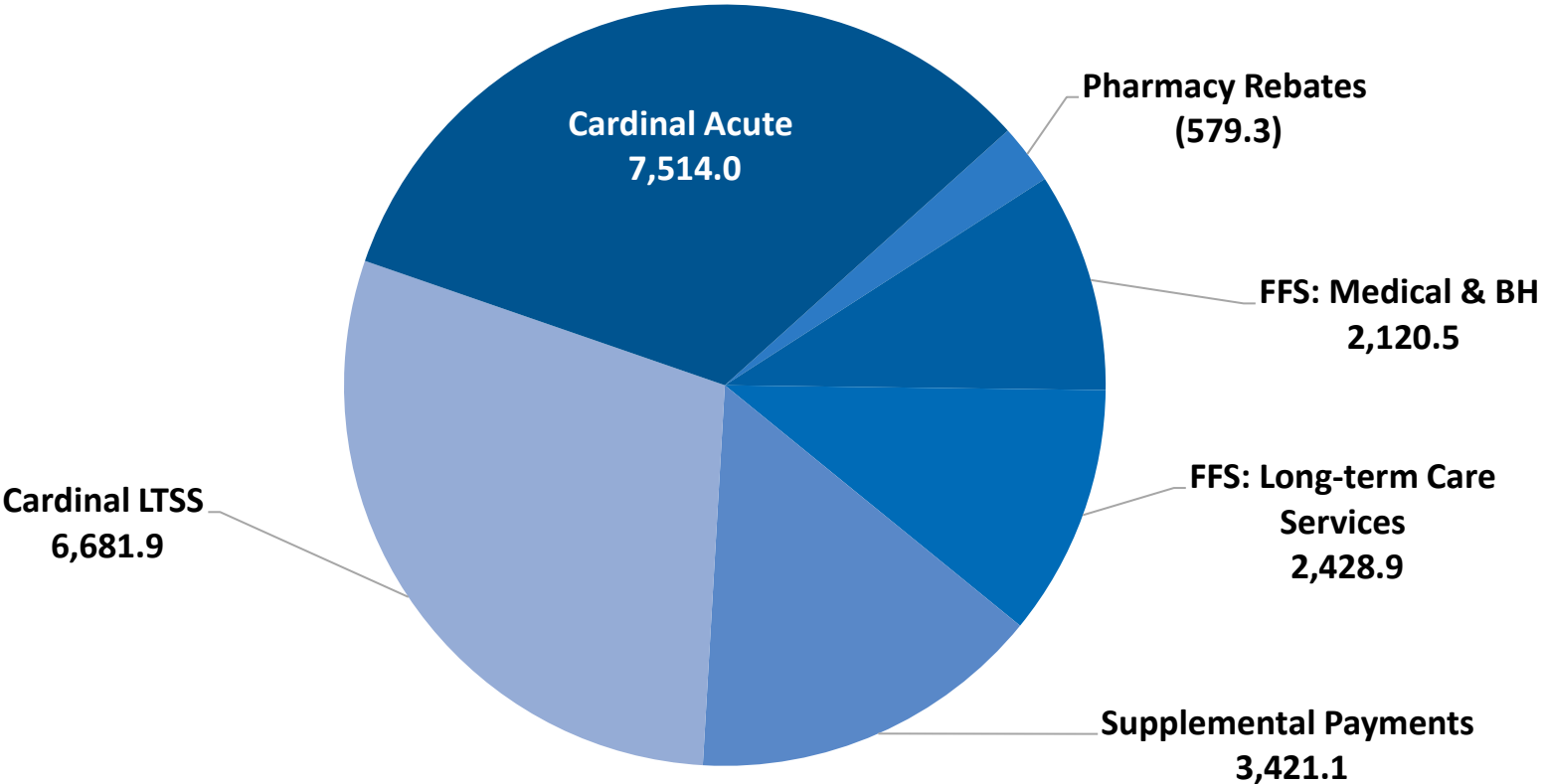


Virginia Medicaid Covered Services



Title XIX: FY24 Actual Expenditures by Category *In Millions*

FY24 Actual Expenditures



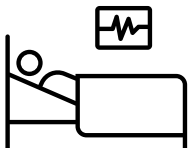
SFY 2019 – SFY2023 Medicaid Expenditures by Region

Expenditures by Region	Expenditures SFY 2019	Expenditures SFY 2020	Expenditures SFY 2021	Expenditures SFY 2022	Expenditures SFY 2023
Total Expenditures	\$10,822,091,679	\$13,113,820,165	\$14,820,790,420	\$16,736,834,470	\$19,979,502,454
Central	\$2,829,100,192	\$3,462,964,102	\$3,910,397,683	\$4,425,024,159	\$5,282,413,269
Charlottesville Western	\$1,426,744,737	\$1,687,044,661	\$1,941,846,237	\$2,170,230,769	\$2,540,407,612
Northern and Winchester	\$2,154,508,328	\$2,624,554,141	\$3,015,183,834	\$3,498,112,379	\$4,318,287,451
Roanoke and Alleghany	\$1,215,601,175	\$1,469,643,505	\$1,632,728,407	\$1,789,384,957	\$2,108,101,895
Southwest	\$793,289,374	\$911,701,287	\$1,029,686,150	\$1,113,644,294	\$1,280,480,362
Tidewater	\$2,402,847,873	\$2,957,912,470	\$3,290,948,110	\$3,740,437,913	\$4,449,811,865

The total value of Medicaid expenditures for hospital, medical and other health services

The Role of Medicaid's \$28 Billion in Virginia's Economy

Medicaid directly supports thousands of health care providers throughout the Commonwealth including:



Hospitals



Doctors and Medical Staff



Caregivers



Nursing Facilities and Group Homes



Behavioral Health and Other Providers



Dental Providers

DMAS Accountability System Overview

External Finance Review Committee
(EFRC)

General Assembly Reports

HHR Accountability Reports

Internal Audit

Independent Evaluations

MCO 360° Performance
Accountability Reviews
and Compliance

Program Integrity

Financial Audits

