



Virginia Department of Social Services

people helping people

House Appropriations

Duke Storen, Commissioner

January 20, 2021



Presentation Highlights

2

- Social Services Department & System Overview
- The DSS Budget
- Governor's Budget Proposals



Food Insecurity increased from 10% to an estimated 23%

Preliminary Results VA Food Security Study

- 28% respondents worried whether their food would run out before they had money to buy more
- 22% reported that the food they bought did not last and they did not have enough money to get more
- 68% reported that in the last 12 months, they cut the size of meals or skipped meals because there was not enough money for food



United Ways ALICE Survival Budget

- Varies by FIPS and Household composition
- Includes cost of living – housing, child care, food, transportation
- Includes public benefits
- 2018 – 39% of Virginians fell below ALICE threshold

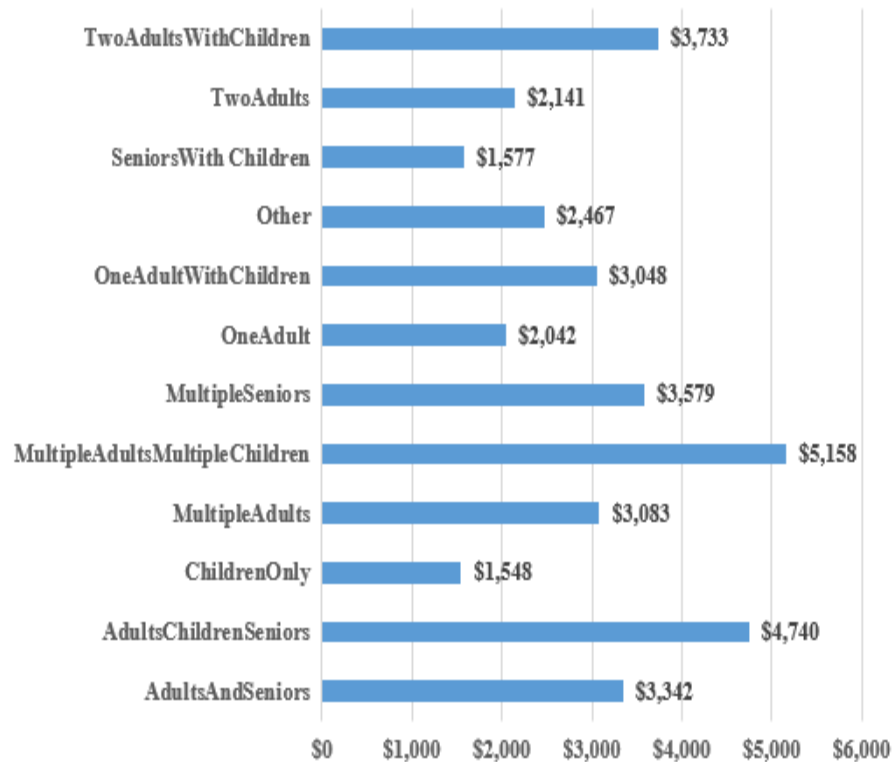


Poverty and Hunger

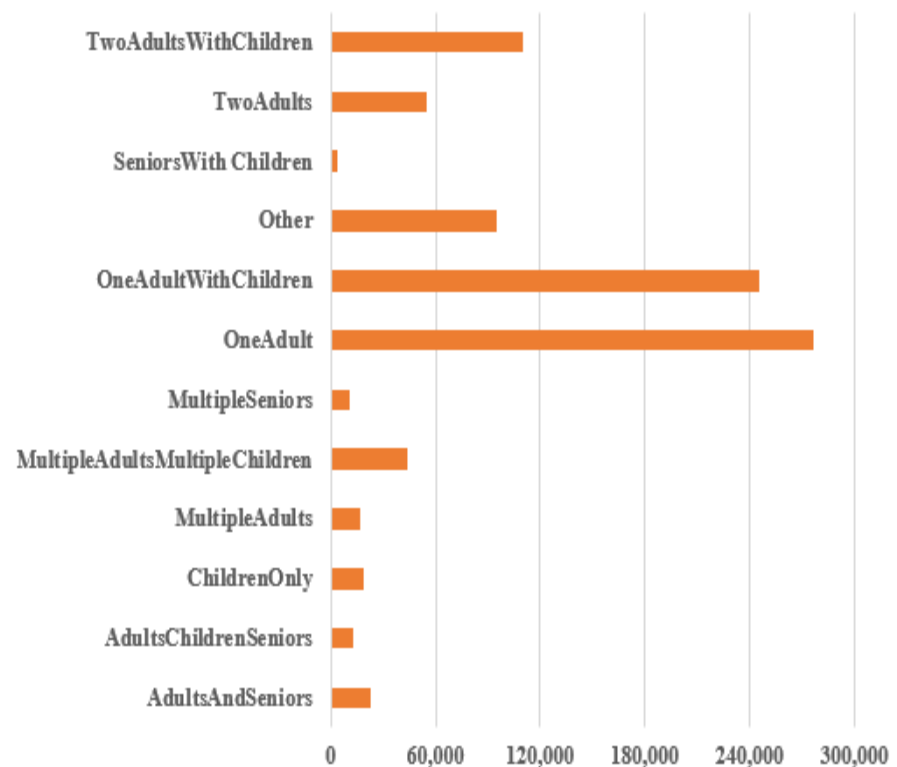
5

CY 2019 Reported Virginia Household Budgets¹ vs ALICE Survival Budgets²

Mean Monthly Survival Gap by Household Type



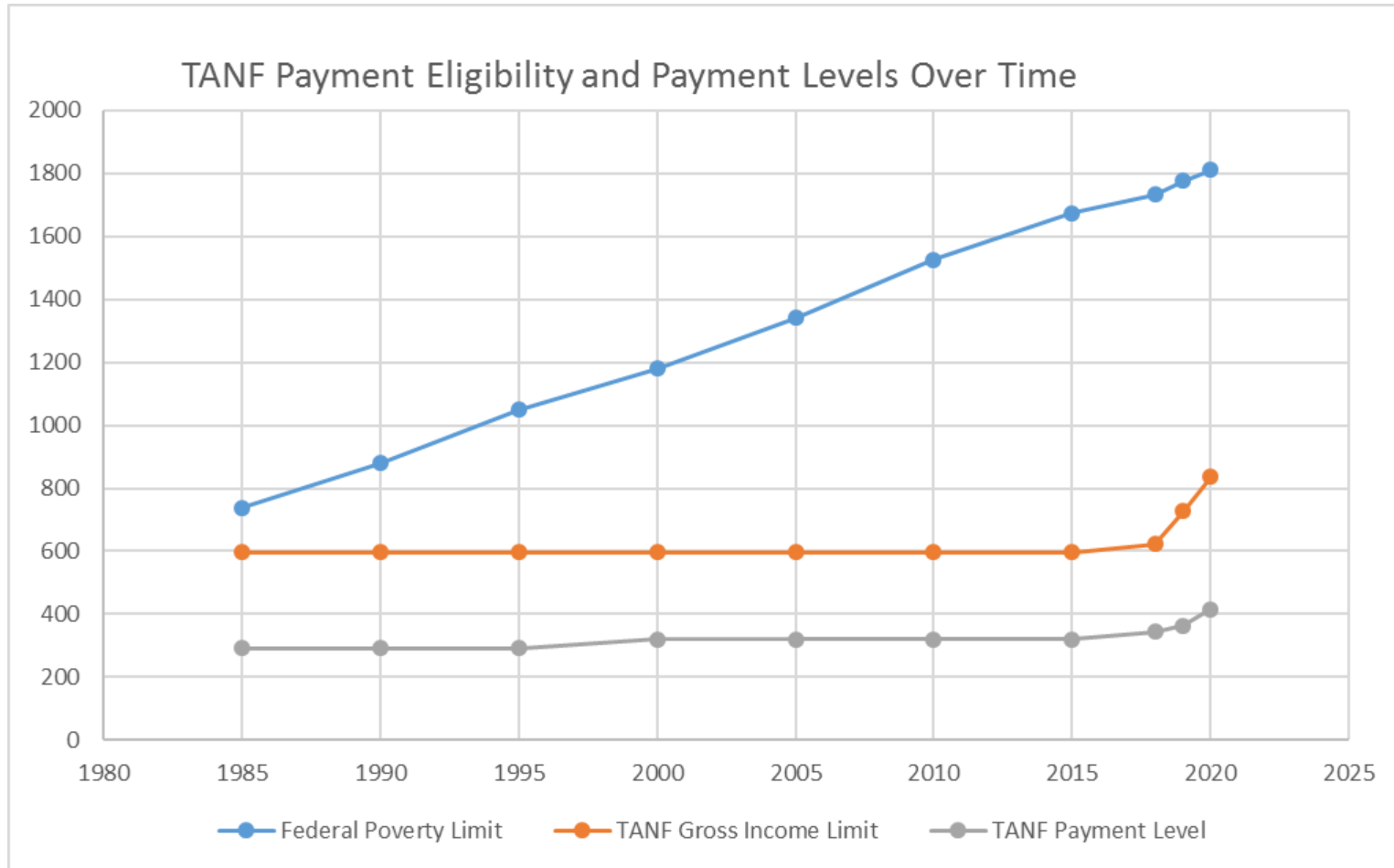
Number of Households by Household Type



¹ Data Extracted from VACMS records. ² United Way ALICE Network at <https://www.unitedforalice.org/>

TANF Income Thresholds

6



DSS Response to COVID-19

7

Program	March 2020	December 2020	Percent Change
Medicaid Enrollees	1,521,411	1,753,728	15% Increase
SNAP Households	337,891	377,487	12% Increase
SNAP Participants	687,984	759,082	10% Increase
TANF Cases	15,117	15,118 (Nov 2020)	No overall change. Spike in caseloads during the summer.
TANF UP Cases	721	976 (Nov 2020)	35% Increase
Unduplicated Children – Childcare Subsidy	21,491	15,542	27% Decrease

Supplemental Nutrition Assistance Program

- Emergency allotments - \$440 million
- QC Sample Waiver
- Waiver of Interviews

Pandemic EBT – 650,000 children; \$246 million to date

Support for Virginia's Food Banks - \$8.3 million

Pandemic Energy Assistance Support - \$117 million



Child Care Response to COVID

9

CCDBG CARES = \$70.8 million

CRF = \$74.9 million

GF = \$16.6 million

- Waiver of Co-Pay = \$3.7 million
- Extended Absence Days = \$5.9 million
- Increased Provider Rates = \$7 million
- School Age Child Care = \$33.2 million
- Incentive and Stabilization Grants = \$112.5 million

*HR 133 will provide \$198 million more to Virginia



Social Services Department & System Overview

10

- State Supervised/Locally Administered
 - Child Welfare
 - SNAP
 - TANF
 - Unemployed Parent
 - Child Care
 - Medicaid Eligibility
 - Energy Assistance
- State Administered
 - Child Support Enforcement
 - Licensing



SFY 2020 Social Services Spending Including Benefits ~\$16B

78%	Medicaid /FAMIS Benefits	\$ 12.4B
7%	SNAP Benefits	\$ 1.2B
5%	Child Support Enforcement	\$ 755M
5%	TANF, Child Care, CSA & Energy Assist.	\$ 722M
4%	Local Staff and Operations	\$ 661M
1%	Locally Generated Benefit Payments	\$ 227M
<1%	Local Government Central Services	\$ 44M
<1%	Local Procured Client Services	\$ 23M



SFY 2020 General Fund Spending By Program Area

➤ Local Department Operations	\$127M	30%
➤ Child Welfare Services	\$115M	27%
➤ Self-Sufficiency	\$ 78M	18%
➤ Administration and Support*	\$ 51M	12%
➤ Adult Programs	\$ 19M	4%
➤ Program Management	\$ 15M	4%
➤ Child Support Enforcement	\$ 15M	4%
➤ Licensing/Facility Regulation	\$ 4M	1%
➤ Non-state entities	\$.6M	< 1%
➤ Supplemental Assistance	\$.3M	< 1%
➤ Totals	\$ 425M	100%

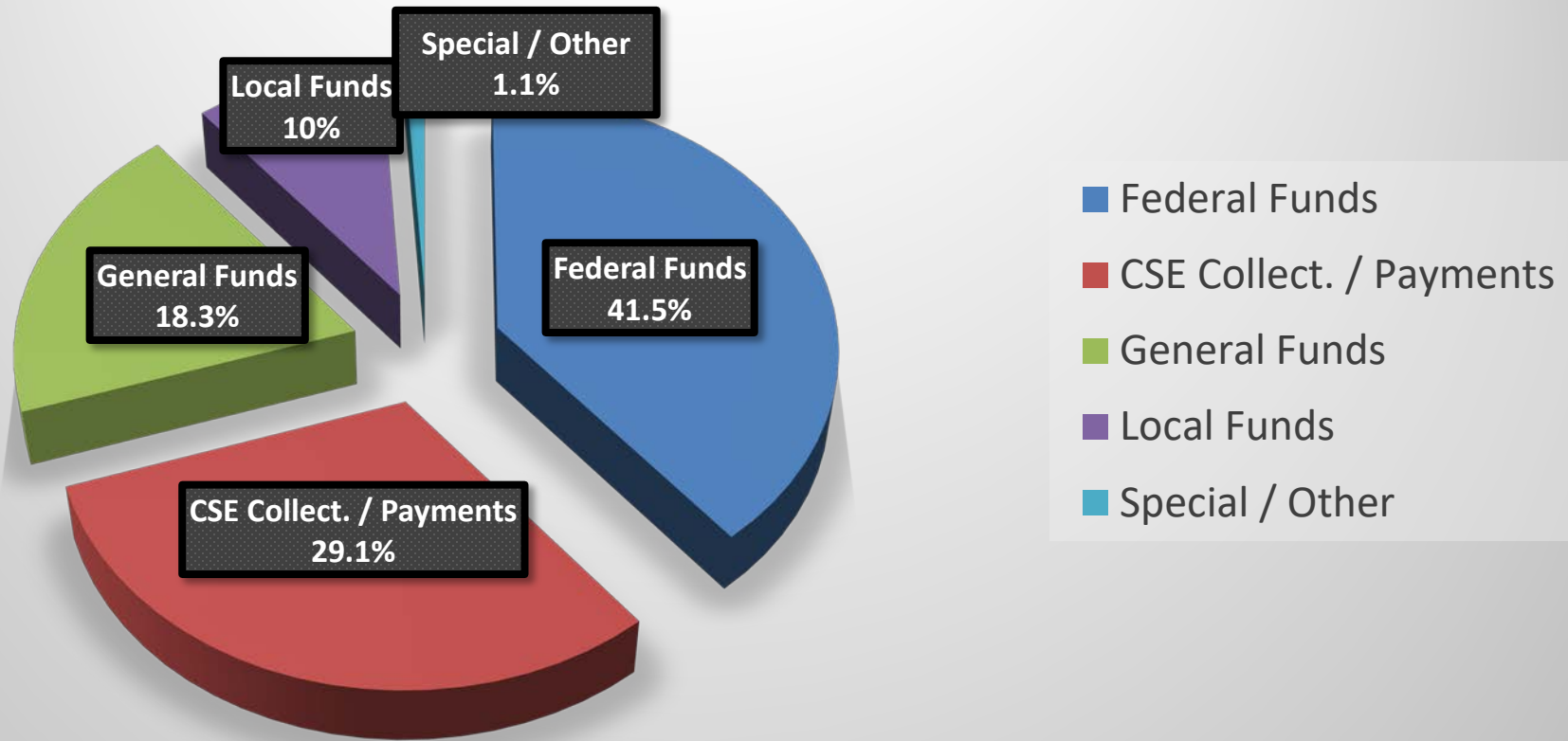
*includes ~\$19M in VITA service payments



Department Funding Sources

13

SFY 2020 Total Spending By Funding Source \$2.38 Billion



- Economic Security Initiatives
- Early Childcare Transition to DOE
- Child Welfare Services
- Covid-19 Response



Governor's Proposed Budget Economic Security Budget Actions

15

	FY 2021		FY 2022	
	<u>GF</u>	<u>NGF</u>	<u>GF</u>	<u>NGF</u>
Implement SNAP Broad Based Categorical Eligibility	0	0	.3M	.3M
Fund SNAP Knowledge Base Application Annual Licenses	0	0	.3M	.3M
Fund SNAP Error Rate Reinvestment and Repayment	1.9M	0	2.3M	0
Fund the TANF/VIEW Childcare Forecast	1.7M	(17.7M)	1.4M	(2.6M)
Expand the SNAP Employment and Training Program	0	0	2.0M	2.9M
Revise the TANF Full Employment Program	0	.6M	.1M	2.5M
Totals	3.6M	(17.1M)	6.4M	3.4M

Governor's Proposed Budget

Economic Security Budget Actions

16

	FY 2021		FY 2022	
	<u>GF</u>	<u>NGF</u>	<u>GF</u>	<u>NGF</u>
Fund the Percentage Income Payment Program	0	0	0	2.7M
Fund the VA Facilitated Enrollment Program	0	0	.4M	2.7M
Fund VaCMS Modifications	1.2M	1.2M	1.2M	1.2M
Fund the Federation of VA Food Banks	0	0	0	3.0M
Totals	1.2M	1.2M	1.6M	9.6M



Governor's Proposed Budget

Early Childhood Budget Actions

17

	FY 2021		FY 2022	
	<u>GF</u>	<u>NGF</u>	<u>GF</u>	<u>NGF</u>
Fund a New Enterprise Licensing Application	2.7M	8.0M	.9M	.1M
Fund Licensing Programs to Achieve Transfer of Early Childhood Programs to DOE	0	0	2.1M	0
Totals	2.7M	8.0M	3.0M	.1M

Governor's Proposed Budget

Child Welfare Services Budget Actions

18

	FY 2021		FY 2022	
	<u>GF</u>	<u>NGF</u>	<u>GF</u>	<u>NGF</u>
Fund the Child Welfare Services Forecast	(.9M)	2.4M	(.7M)	2.2M
Family First Prevention Services for Children	0	0	9.2M	5.0M
Fund Foster Care and Adoptions Cost of Living Adjustments	0	0	1.0M	0
Totals	(.9M)	2.4M	9.5M	7.2M



Governor's Proposed Budget

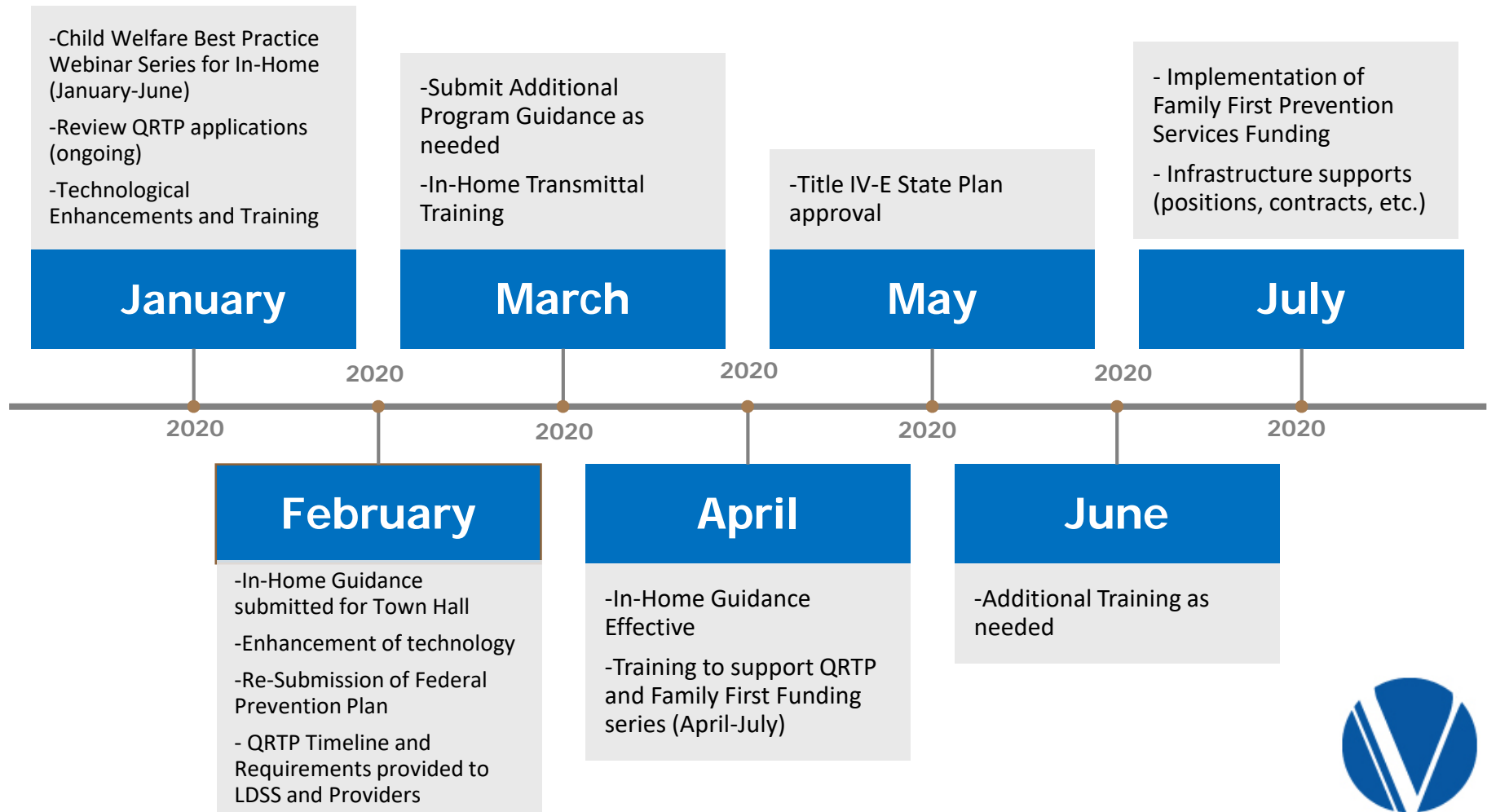
Child Welfare Services Budget Actions

19

	FY 2021		FY 2022	
	<u>GF</u>	<u>NGF</u>	<u>GF</u>	<u>NGF</u>
Transfer Funding for Psychiatric Residential Treatment Facilities to OCS	0	0	(5.0M)	(5.0M)
Transfer Funding for Non-Qualified Residential Treatment Programs to OCS	0	0	(.8M)	(.8M)
Continue VA HEALS Program	0	0	.5M	0
Totals	0	0	(5.2M)	(5.8M)

Family First Prevention Services Act of 2018 Implementation Updates

20



Governor's Proposed Budget COVID-19 Budget Actions

21

	FY 2021		FY 2022	
	<u>GF</u>	<u>NGF</u>	<u>GF</u>	<u>NGF</u>
Provide Personal Protective Equipment for Licensing Inspectors	.05M	.1M	.2M	0
Build a Stronger 2-1-1 System for Citizen Information and Referral	0	0	.4M	.4M
Totals	.05M	.1M	.6M	.4M

