

# MONEY MAGAZINE 2016 BEST VALUE RANKING OF VIRGINIA PUBLIC INSTITUTIONS

OVERALL RANK	COLLEGE NAME	ESTIMATED PRICE 2016-17 (without aid)	ESTIMATED PRICE 2016-17 (with aid)	EARLY CAREER EARNINGS	AVERAGE STUDENT DEBT
9	University of Virginia	\$28,100	\$12,000	\$55,400	\$19,500
42	Virginia Military Institute	\$28,100	\$13,800	\$56,400	\$23,500
36	College of William and Mary	\$32,400	\$14,400	\$47,400	\$20,786
460	Radford University	\$22,200	\$16,400	\$42,200	\$21,500
112	James Madison University	\$25,000	\$17,600	\$49,300	\$20,684
188	George Mason University	\$27,100	\$18,900	\$51,500	\$20,250
420	Longwood University	\$25,500	\$19,100	\$39,600	\$25,327
492	Old Dominion University	\$24,000	\$19,800	\$43,800	\$23,867
638	Virginia State University	\$22,000	\$20,800	\$38,800	\$28,451
252	University of Mary Washington	\$26,100	\$21,900	\$45,400	\$22,150
18	Virginia Tech	\$26,900	\$22,600	\$55,300	\$25,000
671	Virginia Commonwealth University	\$30,200	\$25,000	\$43,700	\$24,750
573	Christopher Newport University	\$27,700	\$25,400	\$44,100	\$25,000

SOURCE: Money Magazine College Rankings, 2016 (<http://new.time.com/money/best-colleges/rankings/best-colleges/>)

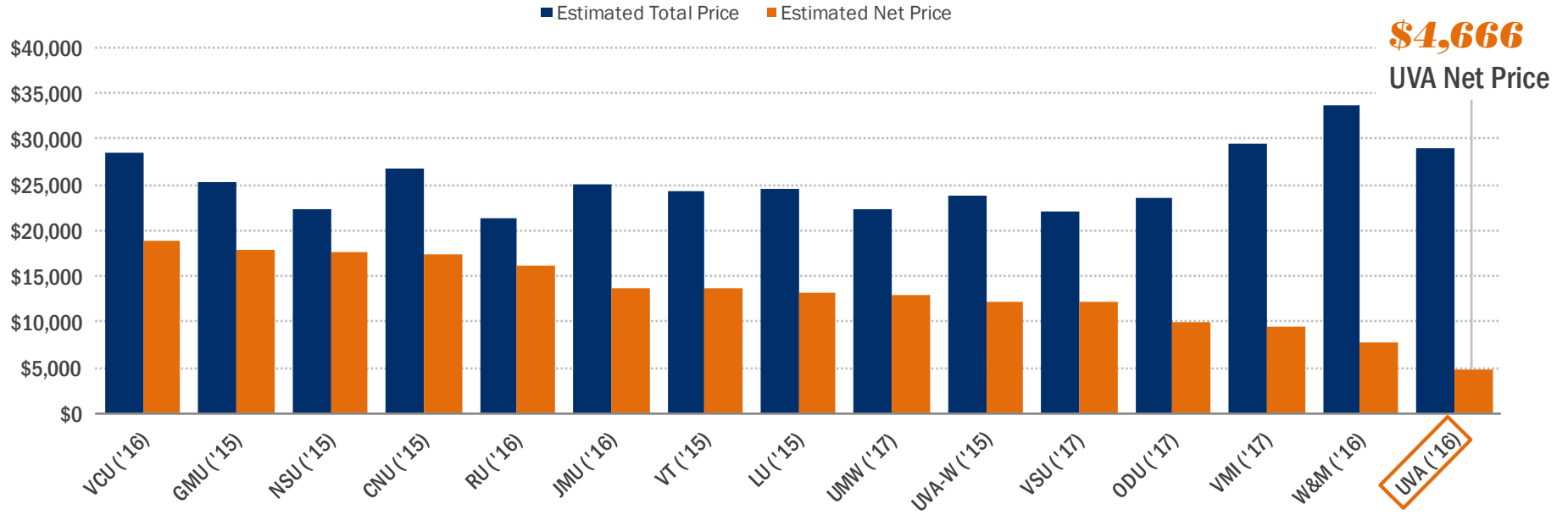
Estimated price is the amount a typical freshman starting in 2016 will pay to earn a degree, taking into account the college's sticker price; how much the school awards in grants and scholarships; and the average time it takes students to graduate from the school, all as reported to the federal government.



# TOTAL PRICE VS. NET PRICE FOR VIRGINIANS VIRGINIA PUBLIC INSTITUTIONS

For a student with family income of **\$40,000**, 4 in family, 1 in college, and no assets

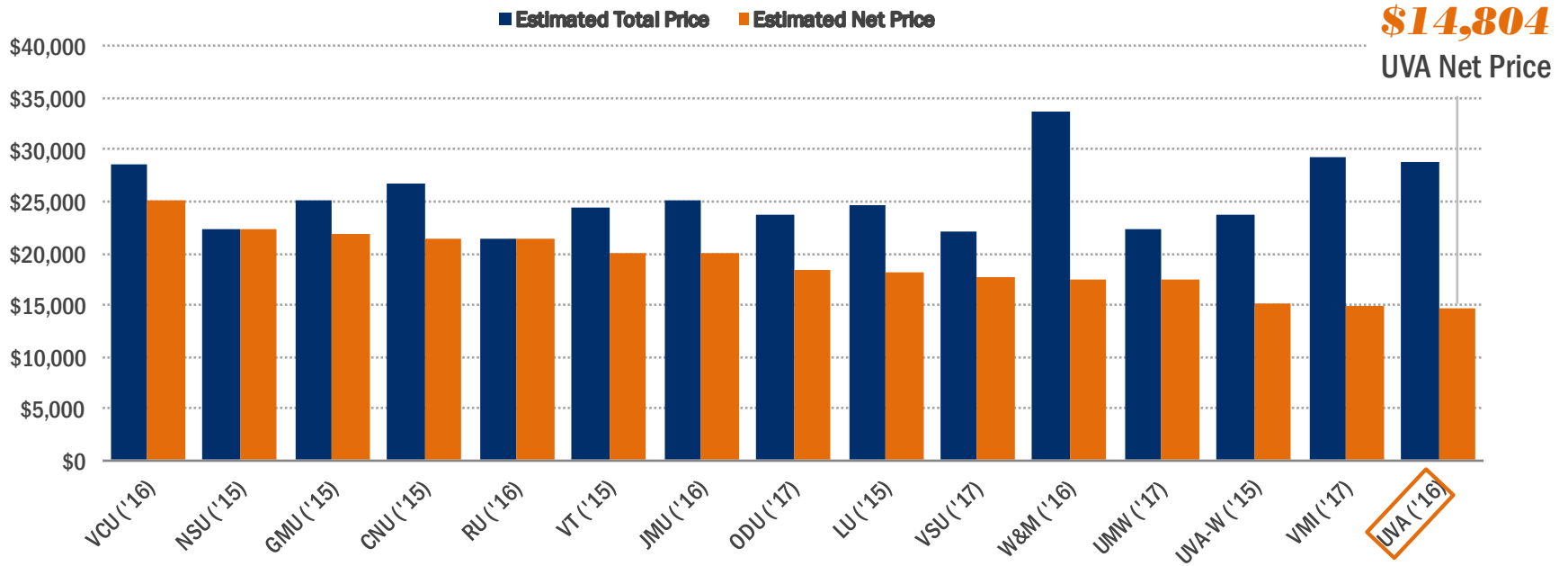
*Roughly 30% of Virginia's families have incomes of \$40,000 or below.*



NOTE: Total price = all tuition and fees, housing, meals, books, supplies, travel and other; Net price = Total price less grants that do not have to be repaid.

# TOTAL PRICE VS. NET PRICE FOR VIRGINIANS VIRGINIA PUBLIC INSTITUTIONS

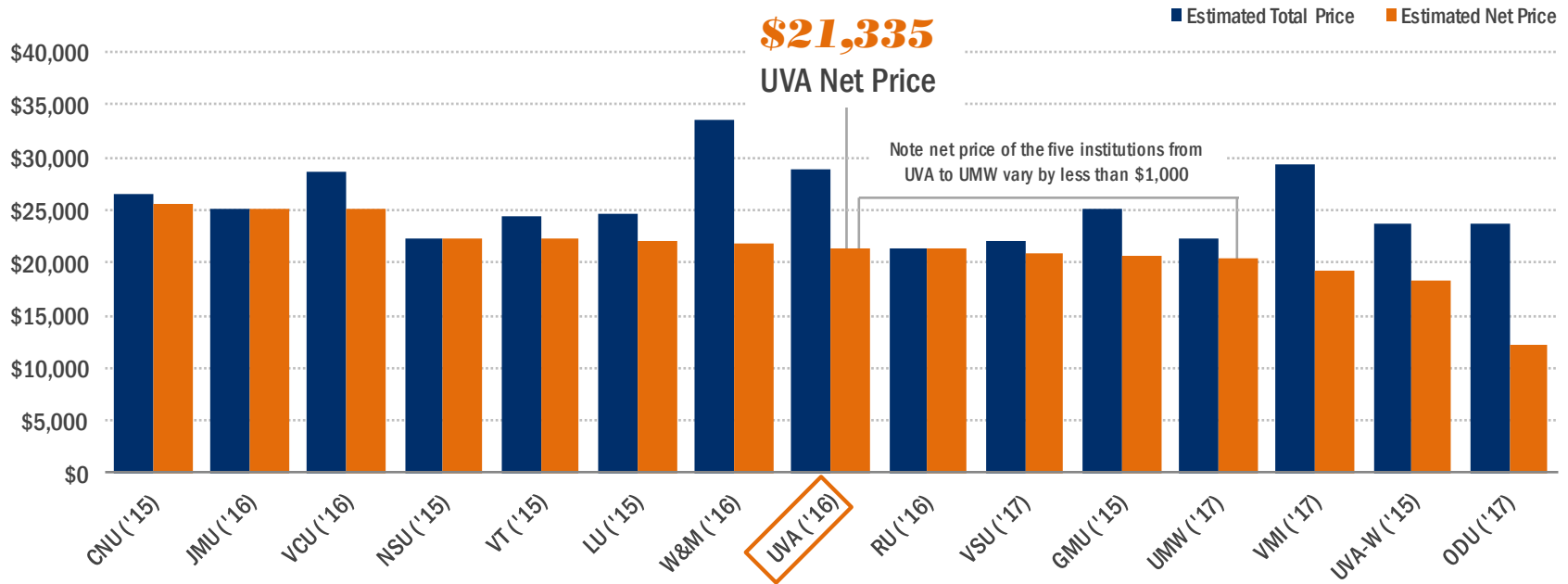
For a student with family income of **\$80,000**, 4 in family, 1 in college, and no assets  
*Roughly 50% of Virginia's families have incomes of \$80,000 or below.*



NOTE: Total price = all tuition and fees, housing, meals, books, supplies, travel and other; Net price = Total price less grants that do not have to be repaid.

# TOTAL PRICE VS. NET PRICE FOR VIRGINIANS VIRGINIA PUBLIC INSTITUTIONS

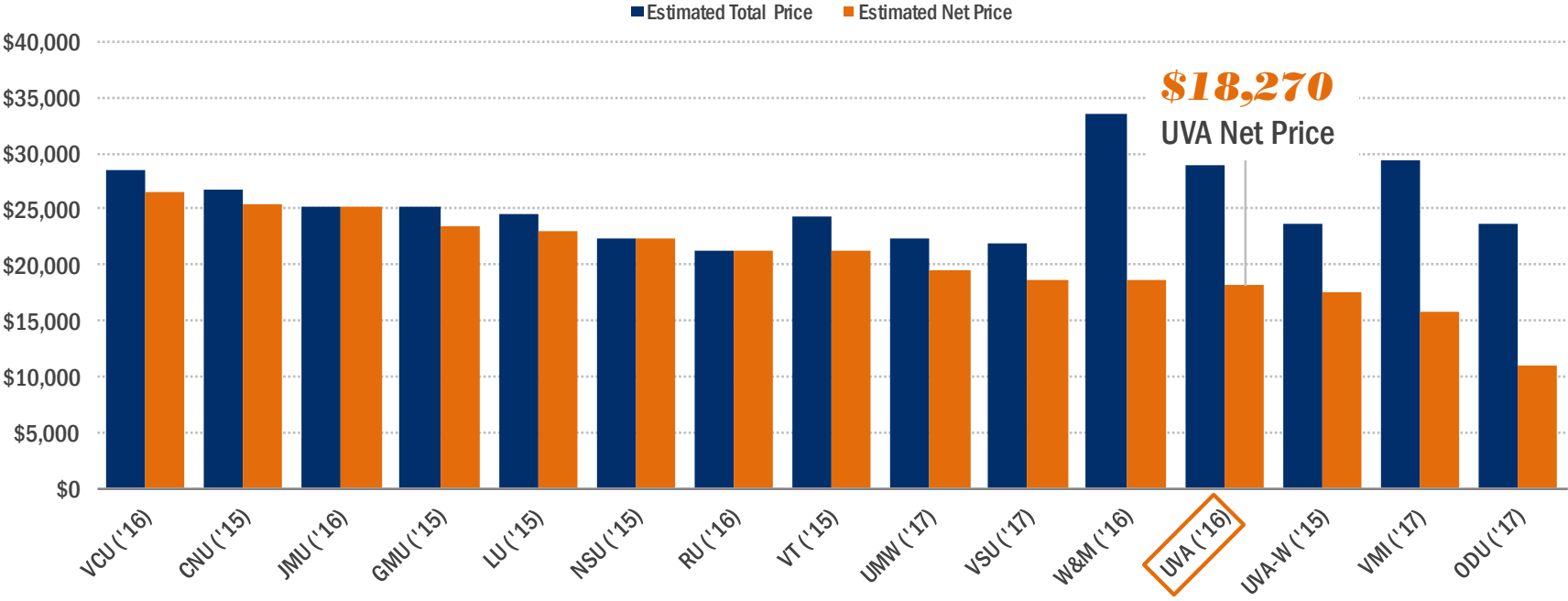
For a student with family income of **\$100,000**, 4 in family, 1 in college, and no assets  
*Roughly 70% of Virginia's families have incomes of \$100,000 or below.*



NOTE: Total price = all tuition and fees, housing, meals, books, supplies, travel and other; Net price = Total price less grants that do not have to be repaid.

# TOTAL PRICE VS. NET PRICE FOR VIRGINIANS VIRGINIA PUBLIC INSTITUTIONS

For a student with family income of \$125,000, 4 in family, 2 in college, and no assets



NOTE: Total price = all tuition and fees, housing, meals, books, supplies, travel and other; Net price = Total price less grants that do not have to be repaid.

# PHILOSOPHY

---

- **We accept students solely on their academic merit,** regardless of their ability to pay.
- **We cover 100% of financial need.**  
This means UVA covers the full amount that families are unable to pay, through scholarships, grants, work-study and low-interest loans.
- **We limit student debt.**  
We limit loans to an average of \$4,500 per year for in-state students and \$7,000 per year for out-of-state students. Low-income in-state students receive only \$1,000 per year in loans.

# RECOGNIZED FOR AFFORDABILITY AND VALUE



**Kiplinger**

**#3**

**Best College  
Value**



**The  
Princeton  
Review**

**#7**

**Top 200 Colleges  
that Pay You Back**



**Money**

**#3**

**Best Value  
Public University**