


*Report of the
House Appropriations
Subcommittee*

on

Elementary & Secondary Education



*House Bill 29
&
House Bill 30*

February 16, 2014

REPORT OF THE SUBCOMMITTEE
on
ELEMENTARY & SECONDARY EDUCATION

Mr. Chairman and Members of the Committee:

The Elementary and Secondary Education Subcommittee is pleased to put before you a series of recommendations that provides a two-year total net increase of nearly \$531 million above the current adopted FY 2014 public education budget. This will bring the state's budget for public education up to a total of \$14.2 billion for the next biennium. As a result, since the Great Recession, per pupil funding will have increased 14.36%, from 2011 to 2016, to \$5,000 per pupil approaching its 2009 pre-recession high of \$5,242.

The additional revenues going to K-12 represent approximately 25 percent of the increased general fund revenues available in the state's proposed new two-year budget. This additional funding will help maintain, and hopefully improve, Virginia's ranking as the fourth best state in which to raise a child.

Virginia should be very proud of its public education system that supports and produces high caliber students that continuously outperform the majority of peer-group students, from other states, on a number of nationally recognized achievement tests. And does so at a very competitive cost to taxpayers: Virginia ranks 49th lowest, out of the 50 states, in State and Local Revenues (taxes) as a Percentage of the Average Virginians' Personal Income!

Now, Mr. Chairman, I'd like to turn to our specific recommendations.

As many of you know, this even-year Session coincides with the rebenchmarking cycle for funding our schools. Our two-year budget reflects a total increase of \$584.2 million in funding relative to updating the SOQ, incentive, categorical and all incentivized-based program accounts.

The largest increase in the rebenchmarking cost, \$168.7 million, is budgeted to pay for the previously agreed to VRS benefit rate increases tied to teacher retirement, group life and the retiree health care credit costs. As a part of the six-year phase-in schedule, the teacher retirement rate is 14.50 percent, up 284 basis points from the previous biennium. By FY 2019, the teacher retirement group, now at 79.7 percent of the VRS Board approved rate, is scheduled to reach 100 percent....or full funding!

In addition to the retirement benefit rate increases, the teacher health care benefit premium rate has increased by \$410, and now equals \$4,188 per position. The total increased biennial cost is estimated at \$53.8 million over the FY 2014-2016 biennium.

The other compensation related adjustment in rebenchmarking that I'll mention, updates the funded teacher salary amount. The funded salary amount included in the budget has increased by 1.8 percent, up to \$48,125 for secondary teachers.

Turning now to some of the major non-personnel related rebenchmarking expenditures over the biennium:

The local composite index, or the LCI as we know it, is made up of three components: real estate values, adjusted gross income and sales tax collections. The LCI calculation determines the cost sharing split between the state and the localities. For the FY 2014-2016 budget, there were 74 school divisions that had their index drop, which results in the state's share increasing by a net of \$36.8 million.

Likewise for sales tax distributions, the state has allocated an additional \$31.7 million to reflect the updated revenue forecast of the one and one-eighth cent that's dedicated to public education.

Lastly, and a good economic growth signal, the student membership estimates are projected to increase by about 1.5 percent over the next two years and the budget reflects an additional \$32.1 million in related costs.

The Subcommittee recommends continuing several policy decisions from the current biennium that generate savings in the budget: First, exclude non-personal inflation updates, and second, to recognize the Pre-K non-participation rate, which saves \$76.4 million and \$48.5 million respectively.

In addition to the funds allocated for rebenchmarking, the Subcommittee recommends providing for several other spending priorities in K-12.

First, we are recommending a total of \$25.0 million in Literary Fund revenues that will be used for new school construction loans. By using a literary loan, a school division can typically save money because of the lower interest rate offered than what otherwise would be available in the marketplace.

Second, the recommendations include adding \$5.4 million in the first year for cost of competing adjustments (COCA) for support positions to eligible school divisions.

Third, due to the late submission from several school divisions, we have included \$5.3 million to address several technical data corrections.


Lastly Mr. Chairman, I want to briefly mention that we have included over \$7.5 million for the following initiatives: new Math & Reading initiative, combined year-round school grants, Teach for America and National Board Certification Bonuses for teachers.

Mr. Chairman, I would like to thank the Committee staff, Susan Hogge, and ask her to explain each of the Subcommittee's recommendations in more detail.

Finally, I hope it will be the pleasure of the Full Committee to adopt our recommendations.

Thank you!

Respectfully Submitted by the House Appropriations Subcommittee
on Elementary & Secondary Education:



James P. Massie, III, Chairman




M. Kirkland Cox



R. Steven Landes




Thomas A. Greason



Barry D. Knight



Mamy E. BaCote



Luke E. Torian

<u>Amendment</u>	HOUSE BILL 29 - FY 2014		2014-16 BIENNIAL TOTAL	
	<u>General Fund</u>	<u>Nongeneral Fund</u>	<u>General Fund</u>	<u>Nongeneral Fund</u>

PUBLIC EDUCATION

HB 29 (2012-14 Budget)

Direct Aid to Public Education

Technical - Reflect Updated School-Age Population	(1,356,813)	-		
Technical - Update Transportation Data	228,977	-		
Technical - Lottery Proceeds Revenue Forecast	(15,500,005)	15,500,000		
Technical - Literary Fund Carry Forward & Balances	(10,947,860)	10,947,860		

HB 30 (2014-16 Budget)

Joint Legislative Audit & Review Commission

Virtual School Review			Language	-
-----------------------	--	--	----------	---

Secretary Of Education

Governor's School Review			Language	-
Program for International Student Assessment			Language	-
College Laboratory Schools		(600,000)		-

Department Of Education, Central Office Operations

Education Commission of the States		181,000		-
Positive Behavioral Intervention		(250,000)		-
Virginia Center for Excellence		(646,060)		-
Consolidation of SOL Test Assessments		(6,000,000)		-

Direct Aid To Public Education

Technical - Reflect Updated VRS Rates for K-3		4,548,870		-
Technical - Reflect Updated Transportation Data		563,599		-
Technical - Revised True Property Value Data		131,225		-
COCA for Support Positions		5,389,054		-
Achievable Dream Academy		(296,000)		-
Great Aspirations Scholarship Program		(375,000)		-
Plugged In Virginia		(470,250)		-
Positive Behavioral Intervention		(513,920)		-
Strategic Compensation Grants		(1,500,000)		-
Use Literary Fund for VRS		(20,000,000)		20,000,000
Use Lottery Fund for VRS		(20,000,795)		20,000,000
Reading Specialists - Annual Report			Language	-
Math/Reading Specialists - Annual Report			Language	-
Expand VPSA Eligible Equipment Purchase			Language	-
Governor's School Model for CTE Focus			Language	-

Opportunity Educational Institution

FY2014 Level Funding for OEI		(900,000)		-
------------------------------	--	-----------	--	---

Amendments to House Bill 29, as Introduced

Elementary & Secondary Education Subcommittee

Item 139 #1h

Education: Elementary & Secondary	FY 12-13	FY 13-14	
Direct Aid To Public Education	\$0	(\$1,356,813)	GF

Language:

- Page 53, line 16, strike "\$5,910,678,333" and insert "\$5,909,321,520".
- Page 58, line 13, before "this Item" insert "paragraph B. 20. of".
- Page 58, line 26, after "Public Service" insert "paragraph B. 20. of this Item".
- Page 60, line 10, after "Public Service" insert "paragraph B. 20. of this Item".
- Page 61, line 31, before "this Item" insert "paragraph B. 20. of".
- Page 65, line 31, before "this Item" insert "paragraph B. 20. of".
- Page 66, line 32, before "this Item" insert "paragraph B. 20. of".
- Page 67, line 2, before "this Item" insert "paragraph B. 20. of".

Explanation:

(This technical amendment adjusts funding for a miscalculation of sales tax distributions that were updated based on updated school-aged population estimates as of July 1, 2012, in the introduced budget, House Bill 29, but should have remained based on school age population estimates as of July 1, 2011, pursuant to paragraph B.20, in this item.)

Elementary & Secondary Education Subcommittee

Item 139 #2h

Education: Elementary & Secondary	FY 12-13	FY 13-14	
Direct Aid To Public Education	\$0	\$228,977	GF

Language:

- Page 53, line 16, strike "\$5,910,678,333" and insert "\$5,910,907,310".

Explanation:

(This technical amendment provides \$228,977 the second year from the general fund to reflect the updated transportation data reported by Radford City Public Schools.)

Elementary & Secondary Education Subcommittee

Item 139 #3h

Amendments to House Bill 29, as Introduced

Education: Elementary & Secondary	FY 12-13	FY 13-14	
Direct Aid To Public Education	\$0	(\$15,500,005)	GF
	\$0	\$15,500,000	NGF

Language:

Page 53, line 16, strike "\$5,910,678,333" and insert "\$5,910,678,328".

Page 54, line 16, strike "\$11,712,116" and insert "\$0".

Page 54, line 24, strike "\$5,195,878,774" and insert "\$5,184,166,658".

Page 54, line 41, strike the second "\$55,000,000" and insert "\$51,212,111".

Page 54, line 50, strike "\$137,851,224" and insert "\$134,063,335".

Page 55, line 39, strike "\$11,440,121" and insert "\$23,152,242".

Page 55, after line 39, insert:

"Additional Assistance with Retirement, Inflation and Preschool Costs \$0
\$3,787,889".

Page 55, line 41, strike "\$517,200,000" and insert "\$532,700,000".

Page 63, line 38, strike "\$517,200,000" and insert "\$532,700,000".

Page 69, line 22, strike "and \$11,712,116 the".

Page 69, line 23, strike "second year".

Page 69, line 23, strike "\$11,440,121" and insert "\$23,152,242".

Page 83, line 25, strike "each year" and insert:

"the first year and \$51,212,116 the second year from the general fund and
\$3,787,889 the second year from the Lottery Proceeds Fund".

Explanation:

(This technical amendment provides \$15.5 million the second year to Lottery Proceeds Fund that reflects the update to the Lottery Proceeds revenue forecast. The revised Lottery Proceeds Fund total revenue equals \$532.7 million in fiscal year 2104. This amendment action also reflects a like amount of general fund savings from the transfer of Remedial Summer School and a portion of the Additional Assistance with Retirement, Inflation and Preschool Costs into the Lottery-funded account.)

Elementary & Secondary Education Subcommittee

Item 139 #4h

Education: Elementary & Secondary	FY 12-13	FY 13-14	
Direct Aid To Public Education	\$0	(\$10,947,860)	GF
	\$0	\$10,947,860	NGF

Language:

Page 64, line 51, strike "\$133,490,713" and insert "\$144,438,573".

Explanation:

(This amendment saves \$10.9 million the second year from the general fund by using additional Literary Fund revenues to pay for a portion of retirement payments. The additional Literary revenues reflect \$6.4 million in fiscal year 2013 carry forward balances and a \$4.5 million increase in the Literary Fund forecast projected by the state Treasury.)

Elementary & Secondary Education Subcommittee

Item 469 #3h

Central Appropriations

Central Appropriations

Language

Language:

Page 218, after line 4, insert:

"O. On or before June 30, 2014, the Director of the Department of Planning and Budget shall authorize the reversion to the general fund of \$800,000 from the Secretary of Education, agency 185, representing excess balances and uncommitted allocation in the College Partnership Laboratory Schools."

Explanation:

(This amendment authorizes the Director of Planning and Budget to revert \$200,000 in balances from FY 2013 and \$600,000 in an uncommitted allocation in FY 2014 from the College Partnership Laboratory Schools program under the Secretary of Education.)

Elementary & Secondary Education Subcommittee

Item 3-1.01 #4h

Transfers

Interfund Transfers

Language

Language:

Page 246, line 21, strike "\$517,200,000" and insert "\$532,700,000".

Explanation:

(This technical language amendment reflects and additional \$15.5 million in Lottery Proceeds revenue as a result of the latest forecast update.)

Elementary & Secondary Education Subcommittee

Item 30 #1h

Legislative Department

Joint Legislative Audit And
Review Commission

Language

Language:

Page 18, after line 33, insert:

"G. 1. As a component of the review for efficiency and effectiveness of public education spending in Virginia, pursuant to Senate Joint Resolution 328 from the 2012 Session, JLARC shall examine and include virtual instruction. The review of virtual instruction and spending may include, but not be limited to, (i) virtual options used in Virginia and other states and the rate of growth of the virtual school populations; (ii) the cost of virtual K-12 schooling for part-time and full-time enrollments, particularly in relation to the cost of conventional 'brick-and-mortar' education; and, (iii) the effectiveness of virtual schooling in terms of student academic achievement outcomes on assessment tests and course completion or graduation rates.

2. The Department of Education and local school divisions shall cooperate as requested by JLARC. All agencies of the Commonwealth shall provide assistance for this study, upon request."

Explanation:

(This language amendment is self-explanatory.)

Elementary & Secondary Education Subcommittee

Item 127 #1h

Office of Education

Secretary Of Education

Language

Language:

Page 99, strike lines 49 through 53 and insert:

"F. The Secretary of Education, with the support of the Department of Education, is directed to review and report on the formula used to determine governor's school payments. The review shall include, but not be limited to, consideration of the length of the program, appropriate state and local shares and the academic model used by governor's schools in configuration of the funding formula. The Secretary shall report the findings and any recommendations no later than October 1, 2015, to the Chairmen of the House Appropriations and Senate Finance Committees."

Explanation:

(This language amendment is self-explanatory.)

Elementary & Secondary Education Subcommittee

Item 127 #2h

Office of Education

Secretary Of Education

Language

Language:

Page 99, after line 53, insert:

"G. The Secretary of Education, in consultation with the Board of Education, shall review, assess the value and cost of obtaining state-level results from the Programme for International Student Assessment. The Secretary shall report the findings to the Chairmen of House Appropriations and Senate Finance Committees no later than July 15, 2015."

Explanation:

(This amendment directs the Secretary of Education, in consultation with the Board of Education, to review and assess the value of obtaining state-level results from the Programme for International Student Assessment (PISA). The data would potentially enable Virginia to compare its students against those of other countries on recognized international benchmarks such as those included in the PISA. The current state accountability system lacks sufficient data to benchmark the performance of its students on international tests such as the PISA and the Trends in International Mathematics and Science Study.)

Elementary & Secondary Education Subcommittee

Item 127 #3h

Office of Education

Secretary Of Education

FY 14-15

(\$600,000)

FY 15-16

\$0 GF

Language:

Page 99, line 3, strike "\$1,233,474" and insert "\$633,474".

Page 99, strike lines 29 through 35.

Page 99, line 36, strike "D." and insert "C."

Page 99, line 40, strike "E." and insert "D."

Page 99, line 49, strike "F." and insert "E."

Explanation:

Amendments to House Bill 30, as Introduced

(This amendment captures \$600,000 the first year from the general fund in available balances for the College Laboratory Schools initiative under the Secretary of Education.)

Elementary & Secondary Education Subcommittee

Item 128 #1h

**Education: Elementary &
Secondary**

FY 14-15

FY 15-16

Department Of Education, Central
Office Operations

(\$315,923)

(\$330,137) GF

Language:

Page 100, line 6, strike "\$19,121,869" and insert "\$18,805,946".

Page 100, line 6, strike "\$19,121,142" and insert "\$18,791,005".

Page 101, line 14, "\$536,114" and insert "\$220,191".

Page 101, line 14, "\$550,328" and insert "\$220,191".

Explanation:

(This amendment saves \$315,923 the first year and \$330,137 the second year from the general fund by funding the Virginia Center for Excellence in Teaching, located at George Mason University, at the current fiscal year 2014 adopted amount of \$220,191, each year.)

Elementary & Secondary Education Subcommittee

Item 129 #1h

**Education: Elementary &
Secondary**

FY 14-15

FY 15-16

Department Of Education, Central
Office Operations

(\$125,000)

(\$125,000) GF

Language:

Page 101, line 27, strike "\$13,225,359" and insert "\$13,100,359".

Page 101, line 27, strike "\$13,225,359" and insert "\$13,100,359".

Page 102, line 8, strike the first "\$402,000" and "\$402,000" and insert: "\$277,000" and "\$277,000".

Explanation:

(This amendment captures \$125,000 each year in savings from the general fund revenue by funding the Positive Behavioral Intervention program at the current fiscal

Amendments to House Bill 30, as Introduced

year 2014 adopted amount of \$277,000 each year.)

Elementary & Secondary Education Subcommittee

Item 130 #1h

**Education: Elementary &
Secondary**

FY 14-15

FY 15-16

Department Of Education, Central
Office Operations

(\$3,000,000)

(\$3,000,000)

GF

Language:

Page 102, line 16, strike "\$40,029,088" and insert "\$37,029,088".

Page 102, line 16, strike "\$40,029,088" and insert "\$37,029,088".

Page 102, line 22, strike "\$28,080,678" and "\$28,080,678" and insert:
"\$25,080,678" and "\$28,080,678".

Explanation:

(This amendment realizes savings of \$3.0 million the first year and \$3.0 million the second year from the general fund revenue allocated for costs of contracts for test development, administration, scoring, reporting, and other program-related costs of the Standards of Learning (SOL) testing program, pursuant to the passage of House Bill 930 Substitute which would reduce the total number of SOL tests administered from 34 to 29. Currently, there is a total of \$28.1 million budgeted each year, and the reduction in the number of SOL tests as proposed in House Bill 930 Substitute will generate the savings.)

Elementary & Secondary Education Subcommittee

Item 134 #1h

**Education: Elementary &
Secondary**

FY 14-15

FY 15-16

Department Of Education, Central
Office Operations

\$90,500

\$90,500

GF

Language:

Page 103, line 42, strike "\$17,607,457" and insert "\$17,697,957".

Page 103, line 42, strike "\$17,725,266" and insert "\$17,815,766".

Page 104, after line 4, insert:

"A. Out of this appropriation, \$90,500 the first year and \$90,500 the second year from the general fund is designated to support annual membership dues to the Education Commission of the States."

Amendments to House Bill 30, as Introduced

Page 104, line 5, strike "A." and insert "B."
Page 104, line 10, strike "B." and insert "C."
Page 104, line 14, strike "C." and insert "D."
Page 104, line 24, strike "D." and insert "E."
Page 104, line 29, strike "E." and insert "F."

Explanation:

(This amendment provides \$90,500 each year from the general fund for the Education Commission of the States (ECS). The Education Commission of the States provides assistance and support to policy makers and education agencies to help with the development of effective policies and practices for public education that is based on research and data analysis.)

Elementary & Secondary Education Subcommittee Item 135 #1h

Education: Elementary & Secondary	FY 14-15	FY 15-16	
Direct Aid To Public Education	(\$187,500)	(\$187,500)	GF

Language:

Page 104, line 45, strike "\$13,103,349" and insert "\$12,915,849".
Page 104, line 45, strike "\$13,103,349" and insert "\$12,915,849".
Page 106, line 11, strike "\$400,000" and "\$400,000" and insert:
"\$212,500" and "\$212,500".

Explanation:

(This amendment captures \$187,500 in savings each year from the general fund as a result of level funding the Great Aspirations Scholarship program at the current fiscal year 2014 adopted amount of \$212,500.)

Elementary & Secondary Education Subcommittee Item 135 #2h

Education: Elementary & Secondary	FY 14-15	FY 15-16	
Direct Aid To Public Education	(\$256,960)	(\$256,960)	GF

Language:

Page 104, line 45, strike "\$13,103,349" and insert "\$12,846,389".
Page 104, line 45, strike "\$13,103,349" and insert "\$12,846,389".

Amendments to House Bill 30, as Introduced

Page 107, line 10, strike the first "\$598,000" and "\$598,000" and insert: "\$341,040" and \$341,040".

Page 107, line 10, strike the second "\$598,000" and insert "\$341,040".

Explanation:

(This amendment captures \$256,960 each year in general fund revenues by funding the Positive Behavioral Intervention program at the current fiscal year 2014 adopted budget amount of \$341,040.)

Elementary & Secondary Education Subcommittee

Item 135 #3h

**Education: Elementary &
Secondary**

FY 14-15

FY 15-16

Direct Aid To Public Education

\$129,000

(\$425,000) GF

Language:

Page 104, line 45, strike "\$13,103,349" and insert "\$13,232,349".

Page 104, line 45, strike "\$13,103,349" and insert "\$12,678,349".

Page 106, strike lines 46 through 56, and insert:

"N. Out of this appropriation, the Department of Education shall provide \$554,000 the first year from the general fund for An Achievable Dream Academy. The funding shall be allocated toward the cost of establishing a new academic academy, for students in kindergarten through grade twelve, within the Virginia Beach Public School system. The academy shall be supported as a public/private partnership between the local school system, military, local corporate business partners and other stakeholders within the community. The academy shall submit a summary report for its first year of operation which shall include, but not be limited to, fulfillment of its goals and objectives, academic achievement of enrolled students and community partnerships to the Chairmen of House Appropriations and Senate Finance Committees no later than August 15, 2015."

Page 107, strike lines 1 and 2.

Explanation:

(This amendment provides \$554,000 the first year from the general fund for An Achievable Dream Academy. An Achievable Dream initiative has been developed as a unique partnership between a local school division and the local business community to give students who are at risk of failure in school due to socioeconomic factors, a chance to succeed. An Achievable Dream Academy offers a curriculum that challenges students and raises the level of expectations they have for themselves academically and also supports building confidence and self-esteem. Currently, the

Amendments to House Bill 30, as Introduced

Newport News Public School system has a successful Achievable Dream Academy.)

Elementary & Secondary Education Subcommittee

Item 136 #1h

**Education: Elementary &
Secondary**

Direct Aid To Public Education

Language

Language:

Page 125, line 48, strike "tablet computer" and insert "hand held computing".

Page 126, line 22, strike "tablet computer" and insert "hand held computing".

Page 126, line 45, strike "tablet computer" and insert "hand held computing".

Explanation:

(This language amendment expands the type of equipment that school divisions can purchase with their supplemental educational technology funds from just "tablets" to any "handheld computing device".)

Elementary & Secondary Education Subcommittee

Item 136 #2h

**Education: Elementary &
Secondary**

Direct Aid To Public Education

Language

Language:

Page 108, line 45, strike the first "\$100,000" and insert "\$0".

Page 108, after line 45, insert:

"Governor's School Planning Grant-Career and Technical Education \$100,000 \$0".

Page 135, line 2, strike "first" and insert "second".

Page 135, line 5, strike "Up to \$100,000 the second year is provided as one-time start-up".

Page 135, strike line 6.

Page 135, after line 6, insert:

"h. Out of this appropriation, \$100,000 the first year from the general fund is available for the Department of Education to develop a model proposal that establishes a Governor's School that focuses on Career and Technical Education."

Explanation:

(This amendment reprograms \$100,000 the first year from the general fund from

Amendments to House Bill 30, as Introduced

the Governor's School Planning and Start-up/ Expansion Grant allocation in order to support the development of a model proposal for establishing a joint school for a Career and Technical Education theme-based Governor's School by the Department of Education, pursuant to the passage of House Bill 887.)

Elementary & Secondary Education Subcommittee

Item 136 #3h

**Education: Elementary &
Secondary**

FY 14-15

FY 15-16

Direct Aid To Public Education

\$0

(\$1,500,000) GF

Language:

Page 107, line 50, strike "\$6,217,037,169" and insert "\$6,215,537,169".

Page 109, line 1, strike the second "\$7,500,000" and insert "\$6,000,000".

Page 109, line 2, strike "\$28,669,511" and insert "\$27,169,511".

Page 136, line 14, strike the second "\$7,500,000" and insert "\$6,000,000".

Explanation:

(This amendment reduces \$1.5 million in the second year from the general fund for the Strategic Compensation Grants initiative. This action would leave fiscal year 2015 unchanged at \$7.5 million and fiscal year 2016 would have \$6.0 million.)

Elementary & Secondary Education Subcommittee

Item 136 #4h

**Education: Elementary &
Secondary**

FY 14-15

FY 15-16

Direct Aid To Public Education

(\$235,125)

(\$235,125) GF

Language:

Page 107, line 50, strike "\$6,168,046,960" and insert "\$6,167,811,835".

Page 107, line 50, strike "\$6,217,037,169" and insert "\$6,216,802,044".

Page 108, line 29, strike "\$53,203,694" and insert "\$52,968,569".

Page 108, line 29, strike "\$60,804,331" and insert "\$60,569,206".

Page 108, line 40, strike "\$5,582,642,932" and insert "\$5,582,407,807".

Page 108, line 40, strike "\$5,630,768,185" and insert "\$5,630,533,060".

Page 109, line 37, strike "\$2,646,113" and "\$2,646,113" and insert:
"\$2,410,988" and \$2,410,988".

Page 109, line 37, strike the second "\$2,646,113" and insert "\$2,410,988".

Page 109, line 42, strike "\$13,457,013" and insert "\$13,692,138".

Amendments to House Bill 30, as Introduced

Page 109, line 42, strike "\$6,139,049" and insert "\$6,374,174".
Page 119, line 40, strike "\$53,203,694" and insert "\$52,968,569".
Page 119, line 40, strike "\$60,804,331" and insert "\$60,569,206".
Page 119, line 41, strike "\$13,457,013" and insert "\$13,692,138".
Page 119, line 41, strike "\$6,139,049" and insert "\$6,374,174".
Page 133, line 1, strike "\$2,646,113" and "\$2,646,113" and insert:
"\$2,410,988" and "\$2,410,988".

Explanation:

(This amendment captures \$235,125 each year in general fund revenues by level funding the Plugged In Virginia initiative to the current fiscal year 2014 adopted amount.)

Elementary & Secondary Education Subcommittee Item 136 #5h

Education: Elementary & Secondary	FY 14-15	FY 15-16
Direct Aid To Public Education	(\$20,000,000)	\$0 GF
	\$20,000,000	\$0 NGF

Language:

Page 118, line 33, strike "\$107,855,378" and insert "\$127,855,378".
Page 118, line 35, strike the first "\$10,000,000" and insert "\$15,000,000".

Explanation:

(This amendment recognizes an additional \$25.0 million in fiscal year 2015 nongeneral fund revenues that will be deposited into the Literary Fund by the State Treasurer office as a result of selling unclaimed stock property. The additional Literary Fund revenue will be used to offset \$20.0 million general fund revenues that had been budgeted for retirement payments in the introduced budget - House Bill 30. The remaining \$5.0 million in Literary proceeds will fund additional school construction loans.)

Elementary & Secondary Education Subcommittee Item 136 #6h

Education: Elementary & Secondary	FY 14-15	FY 15-16
Direct Aid To Public Education	\$2,308,553	\$2,240,317 GF

Amendments to House Bill 30, as Introduced

Language:

- Page 107, line 50, strike "\$6,168,046,960" and insert "\$6,170,355,513".
- Page 107, line 50, strike "\$6,217,037,169" and insert "\$6,219,277,486".
- Page 108, line 29, strike "\$53,203,694" and insert "\$55,642,240".
- Page 108, line 29, strike "\$60,804,331" and insert "\$63,176,704".
- Page 108, line 40, strike "\$5,582,642,932" and insert "\$5,585,081,478".
- Page 108, line 40, strike "\$5,630,768,485" and insert "\$5,633,140,558".
- Page 108, line 43, strike "\$15,841,713" and insert "\$15,711,721".
- Page 108, line 43, strike "\$16,050,706" and insert "\$15,918,651".
- Page 109, line 3, strike "\$28,460,518" and insert "\$28,330,526".
- Page 109, line 3, strike "\$28,669,511" and insert "\$28,537,456".
- Page 109, line 25, strike "\$120,826,766" and insert "\$123,262,793".
- Page 109, line 25, strike "\$121,077,966" and insert "\$123,452,477".
- Page 109, line 42, strike "\$13,457,013" and insert "\$11,020,986".
- Page 109, line 42, strike "\$6,139,049" and insert "\$3,764,538".
- Page 119, line 40, strike "\$53,203,694" and insert "\$55,642,240".
- Page 119, line 40, strike "\$60,804,331" and insert "\$63,176,704".
- Page 119, line 41, strike "\$13,457,013" and insert "\$11,020,986".
- Page 119, line 41, strike "\$6,139,049" and insert "\$3,764,538".
- Page 123, line 11, strike "\$120,826,766" and insert "\$123,262,793".
- Page 123, line 11, strike "\$121,077,966" and insert "\$123,452,477".

Explanation:

(This technical amendment provides \$2.3 million the first year and \$2.2 million the second year from the general fund to increase the K-3 Class Size Reduction initiative allocations to reflect updating the VRS benefit rates for instructional positions. This action also impacts funding for academic year Governor's Schools, whose per pupil funding amount changed with the update in VRS rates.)

Elementary & Secondary Education Subcommittee

Item 136 #7h

**Education: Elementary &
Secondary**

FY 14-15

FY 15-16

Direct Aid To Public Education

\$5,389,054

\$0 GF

Language:

- Page 107, line 50, strike "\$6,168,046,960" and insert "\$6,173,436,014".
- Page 109, after line 2, insert:
"Support Cost of Competing Adjustment \$5,389,084 \$0".

Amendments to House Bill 30, as Introduced

Page 109, line 3, strike "\$28,460,518" and insert "\$33,849,572".

Page 138, after line 4, insert:

"37. Support Cost of Competing Adjustment Payments

Included in this appropriation is \$5,389,054 the first year from the general fund for the payment of a partial cost of competing adjustment for support positions in several school divisions. No local match is required.

School Division

Arlington	\$150,748
Clarke	\$7,655
Culpeper	\$43,103
Farifax County	\$1,784,824
Fauquier	\$39,134
Frederick	\$66,035
Loudoun	\$990,913
Prince William	\$1,635,420
Spotsylvania	\$122,360
Stafford	\$143,108
Warren	\$23,625
Alexandria	\$88,416
Falls Church	\$16,723
Fredericksburg	\$10,759
Winchester	\$21,669
Fairfax City	\$20,603
Manassas City	\$147,104
Manassas Park	\$76,855".

Explanation:

(This amendment provides \$5.4 million the first year from the general fund to fund one-half of the cost of competing adjustment (COCA) cost, for support positions in the eighteen school divisions listed in the amendment's table, that is based on the cost initially calculated during the rebenchmarking process for the fiscal year 2014-2016 biennium.)

Elementary & Secondary Education Subcommittee

Item 136 #8h

**Education: Elementary &
Secondary**

FY 14-15

FY 15-16

Direct Aid To Public Education

\$278,570

\$285,029 GF

Amendments to House Bill 30, as Introduced

Language:

Page 107, line 50, strike "\$6,168,046,960" and insert "\$6,168,325,530".

Page 107, line 50, strike "\$6,217,037,169" and insert "\$6,217,322,198".

Explanation:

(This technical amendment provides \$278,570 the first year and \$285,029 the second year from the general fund to reflect the updated transportation data reported by Radford City Public Schools.)

Elementary & Secondary Education Subcommittee

Item 136 #9h

**Education: Elementary &
Secondary**

FY 14-15

FY 15-16

Direct Aid To Public Education

\$81,436

\$49,789

GF

Language:

Page 107, line 50, strike "\$6,168,046,960" and insert "\$6,168,128,396".

Page 107, line 50, strike "\$6,217,037,169" and insert "\$6,217,086,958".

Explanation:

(This technical amendment provides \$81,436 the first year and \$49,789 the second year from the general fund to reflect the corrected True Property Values (TPV) data reported to the Department of Taxation by three school divisions: Charlotte, Richmond County and Hampton. The revised adjusted TPV will change the final local composite index updates for the fiscal year 2014-2016 biennium and will result in slightly more state funding.)

Elementary & Secondary Education Subcommittee

Item 136 #10h

**Education: Elementary &
Secondary**

Direct Aid To Public Education

Language

Language:

Page 137, line 36, after "ability-to-pay." insert:

" Further, these school divisions shall submit an annual report to the Department of Education related to the academic reading progress of those students who received

Amendments to House Bill 30, as Introduced

services from a Reading Specialist hired as a result of this initiative. The report shall include, but not be limited to, the school-wide pass rate on the reading Standards of Learning (SOL) assessments and any appropriate grade level SOL pass rates before and after such a specialist was hired by the school division to provide direct services to those students reading below grade level in the school in order to improve their reading achievement. The Department of Education shall develop the guidelines and reporting criteria for such annual reports and submit the consolidated school divisions data to the Chairmen of House Appropriations and Senate Finance Committees no later than September 30."

Explanation:

(This language amendment is self-explanatory.)

Elementary & Secondary Education Subcommittee

Item 136 #11h

**Education: Elementary &
Secondary**

Direct Aid To Public Education

Language

Language:

Page 138, line 1, after "ability-to-pay." insert:

" Further, these school divisions shall submit an annual report to the Department of Education related to the academic math or reading progress of those students who received services from a Math or Reading Instructional Specialist hired as a result of this initiative. The report shall include, but not be limited to, the eligible schools' accreditation status before and after such an instructional specialist was hired by the school division to provide direct services to students. The Department of Education shall develop the guidelines and reporting criteria for such annual reports and submit the consolidated school divisions data to the Chairmen of House Appropriations and Senate Finance Committees no later than September 30."

Explanation:

(This language amendment is self-explanatory.)

Elementary & Secondary Education Subcommittee

Item 136 #12h

**Education: Elementary &
Secondary**

Direct Aid To Public Education

FY 14-15

(\$9,996,557)

FY 15-16

(\$10,004,238)

GF

Amendments to House Bill 30, as Introduced

\$10,000,000 \$10,000,000 NGF

Language:

- Page 107, line 50, strike "\$6,168,046,960" and insert "\$6,168,050,403".
- Page 107, line 50, strike "\$6,217,037,169" and insert "\$6,217,032,931".
- Page 108, line 29, strike "\$53,203,694" and insert "\$43,207,137".
- Page 108, line 29, strike "\$60,804,331" and insert "\$50,800,093".
- Page 108, line 40, strike "\$5,582,642,932" and insert "\$5,572,646,375".
- Page 108, line 40, strike "\$5,630,768,185" and insert "\$5,620,763,947".
- Page 109, line 42, strike "\$13,457,013" and insert "\$23,453,570".
- Page 109, line 42, strike "\$6,139,049" and insert "\$16,143,287".
- Page 109, line 43, strike the first "\$500,000,000" and insert "\$510,000,000".
- Page 109, line 43, strike the second "\$500,000,000" and insert "\$510,000,000".
- Page 117, line 30, strike "\$500,000,000" and insert "\$510,000,000".
- Page 117, line 31, strike "\$500,000,000" and insert "\$510,000,000".
- Page 119, line 40, strike "\$53,203,694" and insert "\$43,207,137".
- Page 119, line 40, strike "\$60,804,331" and insert "\$50,800,093".
- Page 119, line 41, strike "\$13,457,013" and insert "\$23,453,570".
- Page 119, line 41, strike "\$6,139,049" and insert "\$16,143,287".

Explanation:

(This amendment provides an additional \$10.0 million in Lottery Proceed revenues each year as a result of adjusting the Lottery Fund forecast for fiscal year 2014 and reflecting an adjusted forecast projection in fiscal year 2015 and fiscal year 2016. This amendment also reflects a like amount of general fund savings that result from transferring a portion of its Textbook allocation into a Lottery-funded account.)

Elementary & Secondary Education Subcommittee

Item 138 #1h

Education: Elementary & Secondary

FY 14-15

FY 15-16

Opportunity Educational Institution	(\$450,000)	(\$450,000)	GF
	-6.00	-6.00	FTE

Language:

- Page 138, line 32, strike "\$600,059" and insert "\$150,059".
- Page 138, line 32, strike "\$600,059" and insert "\$150,059".

Explanation:

Amendments to House Bill 30, as Introduced

(This amendment saves \$450,000 each year in general fund revenue by funding the Opportunity Educational Institution (OEI) at the current fiscal year 2104 adopted amount of \$150,000 each year. This amendment also reduces six full-time positions from the OEI.)

Elementary & Secondary Education Subcommittee

Item 3-1.01 #3h

Transfers

Interfund Transfers

Language

Language:

Page 442, line 5, strike the first "\$500,000,000" and insert "\$510,000,000".

Page 442, line 5, strike the second "\$500,000,000" and insert "\$510,000,000".

Explanation:

(This language amendment reflects an additional \$10.0 million each year in Lottery Proceeds Fund revenues as a result of updating the lottery forecast for fiscal year 2014, and reflecting an adjustment to the lottery revenue forecast for fiscal year 2015 and fiscal year 2016.)

HB 29
APPENDIX A

Direct Aid to Public Education
2013-14

Proposed Amendments to HB 29, As Introduced: 2013-2014 Direct Aid to Public Education Estimated Distribution

School Division	Key Data					FY 2014 Estimated Distribution (HB29, As Introduced)	Technical Update for Transportation Data Correction	Recommended House Budget FY 2014 Estimated Distribution
	2012- 2014 Comp. Index	FY 2014 Distribution Chapter 806	FY 2014 Projected Unadjt.ADM Chapter 806	FY 2014 Projected Unadj. ADM HB 29	FY 2014 Projected Unadjt. ADM Diff. from Chapter 806 to HB 29			
ACCOMACK	0.3719	\$28,021,866	4,832	4,964	132	\$28,127,117	\$0	\$28,127,117
ALBEMARLE	0.6502	45,264,460	13,051	12,961	(90)	44,350,003	0	44,350,003
ALLEGHANY	0.2297	15,960,841	2,495	2,402	(93)	14,967,059	0	14,967,059
AMELIA	0.3473	9,429,966	1,686	1,734	48	9,681,821	0	9,681,821
AMHERST	0.3075	24,950,389	4,109	4,095	(15)	24,704,640	0	24,704,640
APPOMATTOX	0.2945	13,242,708	2,168	2,251	84	13,601,818	0	13,601,818
ARLINGTON	0.8000	55,193,029	22,236	22,418	183	54,891,618	0	54,891,618
AUGUSTA	0.3627	52,596,783	10,414	10,329	(85)	51,966,020	0	51,966,020
BATH	0.8000	1,672,733	595	601	6	1,682,194	0	1,682,194
BEDFORD	0.3132	50,321,619	9,326	10,024	698	54,293,087	0	54,293,087
BLAND	0.3029	5,536,512	910	854	(56)	5,246,277	0	5,246,277
BOTETOURT	0.3710	24,674,552	4,824	4,771	(53)	24,237,458	0	24,237,458
BRUNSWICK	0.2837	13,835,310	1,852	1,847	(5)	13,790,005	0	13,790,005
BUCHANAN	0.3263	18,830,323	3,111	3,076	(35)	18,310,722	0	18,310,722
BUCKINGHAM	0.3104	12,871,373	1,994	1,984	(10)	12,884,066	0	12,884,066
CAMPBELL	0.2655	45,391,791	7,955	7,926	(29)	45,242,283	0	45,242,283
CAROLINE	0.3306	24,135,728	4,206	4,231	25	23,958,256	0	23,958,256
CARROLL	0.2831	24,710,146	4,144	3,811	(333)	22,892,172	0	22,892,172
CHARLES CITY	0.4483	4,257,896	699	703	4	4,250,247	0	4,250,247
CHARLOTTE	0.2365	13,570,245	1,912	1,885	(27)	13,402,745	0	13,402,745
CHESTERFIELD	0.3539	284,187,409	57,835	58,523	689	284,073,697	0	284,073,697
CLARKE	0.4892	8,684,937	2,006	1,997	(9)	8,599,384	0	8,599,384
CRAIG	0.3163	4,073,612	659	684	24	4,181,547	0	4,181,547
CULPEPER	0.3668	40,041,221	7,693	7,878	184	40,946,530	0	40,946,530
CUMBERLAND	0.2971	7,982,987	1,258	1,332	74	8,366,624	0	8,366,624
DICKENSON	0.2547	14,334,496	2,217	2,221	4	14,313,899	0	14,313,899
DINWIDDIE	0.2850	26,407,077	4,411	4,403	(7)	26,174,019	0	26,174,019
ESSEX	0.4364	8,167,944	1,520	1,485	(35)	7,969,850	0	7,969,850
FAIRFAX	0.6789	584,085,737	176,504	176,319	(185)	575,944,212	0	575,944,212
FAUQUIER	0.5377	45,545,754	10,837	10,989	152	45,765,226	0	45,765,226
FLOYD	0.3440	11,409,795	2,007	2,009	2	11,383,916	0	11,383,916
FLUVANNA	0.3924	18,647,116	3,636	3,562	(75)	18,235,151	(440)	18,234,711
FRANKLIN	0.4181	37,197,278	7,084	7,025	(59)	36,676,961	0	36,676,961
FREDERICK	0.3601	68,589,395	13,008	12,973	(35)	67,297,229	0	67,297,229
GILES	0.2706	14,852,426	2,442	2,460	19	14,984,346	0	14,984,346
GLOUCESTER	0.3798	26,150,538	5,331	5,445	114	26,766,570	0	26,766,570

Proposed Amendments to HB 29, As Introduced: 2013-2014 Direct Aid to Public Education Estimated Distribution

School Division	Key Data					FY 2014 Estimated Distribution (HB29, As Introduced)	Technical Update for Transportation Data Correction	Recommended House Budget FY 2014 Estimated Distribution
	2012- 2014 Comp. Index	FY 2014 Distribution Chapter 806	FY 2014 Projected Unadjt.ADM Chapter 806	FY 2014 Projected Unadj. ADM HB 29	FY 2014 Projected Unadjt. ADM Diff. from Chapter 806 to HB 29			
GOOCHLAND	0.8000	6,164,595	2,237	2,387	150	6,284,578	0	6,284,578
GRAYSON	0.3385	11,913,926	1,804	1,744	(60)	11,533,284	0	11,533,284
GREENE	0.3724	15,683,765	2,892	2,968	76	15,926,422	0	15,926,422
GREENSVILLE	0.2174	9,693,919	1,347	1,399	52	10,038,926	0	10,038,926
HALIFAX	0.2943	33,668,473	5,219	5,202	(17)	33,391,897	0	33,391,897
HANOVER	0.4203	81,597,866	17,871	17,928	57	80,563,500	0	80,563,500
HENRICO	0.4276	240,316,131	49,365	49,271	(95)	234,226,591	0	234,226,591
HENRY	0.2430	45,962,069	7,064	6,977	(87)	45,391,311	0	45,391,311
HIGHLAND	0.8000	1,446,279	189	190	1	1,459,047	0	1,459,047
ISLE OF WIGHT	0.4258	27,006,184	5,453	5,301	(153)	25,724,419	0	25,724,419
JAMES CITY	0.5628	36,743,912	9,701	9,959	258	37,379,139	0	37,379,139
KING GEORGE	0.3787	20,176,604	4,193	4,179	(15)	19,825,312	0	19,825,312
KING & QUEEN	0.4469	5,343,126	929	769	(159)	4,539,648	0	4,539,648
KING WILLIAM	0.3375	11,921,732	2,174	2,204	30	12,029,737	0	12,029,737
LANCASTER	0.7934	3,386,837	1,232	1,164	(68)	3,261,751	0	3,261,751
LEE	0.1826	23,872,247	3,119	3,183	64	24,366,939	0	24,366,939
LOUDOUN	0.5666	262,722,005	70,261	70,019	(242)	261,762,999	0	261,762,999
LOUISA	0.5659	18,485,102	4,578	4,617	39	18,333,860	0	18,333,860
LUNENBURG	0.2535	10,018,080	1,463	1,490	27	10,225,361	0	10,225,361
MADISON	0.4486	8,986,484	1,826	1,795	(31)	8,822,090	0	8,822,090
MATHEWS	0.5589	4,870,788	1,160	1,143	(17)	4,802,099	0	4,802,099
MECKLENBURG	0.3650	25,035,059	4,412	4,442	30	25,125,468	0	25,125,468
MIDDLESEX	0.7232	4,065,796	1,090	1,152	62	4,075,878	0	4,075,878
MONTGOMERY	0.4053	48,308,096	9,602	9,463	(139)	47,767,951	0	47,767,951
NELSON	0.5928	7,980,562	1,936	1,906	(30)	7,863,371	0	7,863,371
NEW KENT	0.4414	12,973,841	3,005	2,882	(123)	12,411,274	0	12,411,274
NORTHAMPTON	0.5103	8,502,456	1,562	1,556	(6)	8,479,536	0	8,479,536
NORTHUMBERLAND	0.8000	3,642,000	1,389	1,357	(32)	3,524,514	0	3,524,514
NOTTOWAY	0.2447	14,738,632	2,161	2,147	(14)	14,712,767	0	14,712,767
ORANGE	0.3842	24,200,419	4,898	4,945	47	24,345,187	0	24,345,187
PAGE	0.3143	20,456,238	3,397	3,331	(66)	20,033,807	0	20,033,807
PATRICK	0.2866	15,967,596	2,611	2,718	107	16,501,175	0	16,501,175
PITTSYLVANIA	0.2475	56,287,072	8,953	8,927	(26)	55,845,141	0	55,845,141
POWHATAN	0.4230	19,341,112	4,157	4,182	25	19,332,774	0	19,332,774
PRINCE EDWARD	0.3265	13,602,368	2,094	2,125	31	13,656,107	0	13,656,107
PRINCE GEORGE	0.2513	36,998,838	6,294	6,199	(95)	36,035,919	0	36,035,919

Proposed Amendments to HB 29, As Introduced: 2013-2014 Direct Aid to Public Education Estimated Distribution

School Division	Key Data					FY 2014 Estimated Distribution (HB29, As Introduced)	Technical Update for Transportation Data Correction	Recommended House Budget FY 2014 Estimated Distribution
	2012- 2014 Comp. Index	FY 2014 Distribution Chapter 806	FY 2014 Projected Unadjt.ADM Chapter 806	FY 2014 Projected Unadj. ADM HB 29	FY 2014 Projected Unadjt. ADM Diff. from Chapter 806 to HB 29			
PRINCE WILLIAM	0.3787	442,989,372	83,005	82,674	(331)	436,185,691	0	436,185,691
PULASKI	0.3052	25,986,155	4,296	4,317	22	26,228,402	0	26,228,402
RAPPAHANNOCK	0.8000	2,798,823	904	893	(11)	2,728,349	0	2,728,349
RICHMOND	0.3599	6,807,323	1,158	1,219	61	7,107,540	0	7,107,540
ROANOKE	0.3657	70,176,872	13,924	13,923	(1)	68,764,225	0	68,764,225
ROCKBRIDGE	0.4903	11,268,072	2,502	2,538	37	11,299,061	0	11,299,061
ROCKINGHAM	0.3675	56,838,007	11,138	11,301	163	57,303,442	0	57,303,442
RUSSELL	0.2430	26,674,702	4,093	3,936	(157)	25,832,001	0	25,832,001
SCOTT	0.1831	25,169,699	3,644	3,627	(17)	25,167,402	0	25,167,402
SHENANDOAH	0.3706	31,148,439	5,988	6,019	31	31,107,652	0	31,107,652
SMYTH	0.2178	31,200,699	4,693	4,608	(85)	30,610,114	0	30,610,114
SOUTHAMPTON	0.3171	16,588,886	2,715	2,726	11	16,784,323	0	16,784,323
SPOTSYLVANIA	0.3326	122,700,874	23,127	23,308	181	121,022,564	0	121,022,564
STAFFORD	0.3305	135,812,015	27,027	26,898	(129)	134,643,530	0	134,643,530
SURRY	0.7642	2,807,007	808	867	59	2,885,771	0	2,885,771
SUSSEX	0.3375	7,642,450	1,115	1,092	(23)	7,519,828	0	7,519,828
TAZEWELL	0.2695	36,384,041	6,203	6,156	(47)	36,058,602	0	36,058,602
WARREN	0.3890	26,558,871	5,421	5,390	(31)	26,251,791	0	26,251,791
WASHINGTON	0.3533	37,564,417	7,119	7,147	27	37,570,397	0	37,570,397
WESTMORELAND	0.4649	8,336,708	1,515	1,582	67	8,496,462	0	8,496,462
WISE	0.2045	36,940,383	5,721	5,907	186	37,937,611	0	37,937,611
WYTHE	0.3204	23,220,165	4,203	4,162	(42)	23,017,473	0	23,017,473
YORK	0.4049	55,616,465	12,118	12,266	148	56,042,466	0	56,042,466
ALEXANDRIA	0.8000	36,140,908	13,070	13,220	150	35,585,484	0	35,585,484
BRISTOL	0.3190	14,800,612	2,176	2,200	24	14,874,154	0	14,874,154
BUENA VISTA	0.1895	6,957,000	981	1,000	19	7,048,066	0	7,048,066
CHARLOTTESVILLE	0.6861	16,979,656	3,946	4,012	66	16,410,505	0	16,410,505
COLONIAL HEIGHTS	0.4448	12,901,442	2,753	2,796	43	12,968,365	0	12,968,365
COVINGTON	0.2775	5,656,920	876	898	22	5,767,735	0	5,767,735
DANVILLE	0.2653	40,397,995	6,074	5,955	(118)	39,400,931	0	39,400,931
FALLS CHURCH	0.8000	5,427,787	2,324	2,392	69	5,474,869	0	5,474,869
FREDERICKSBURG	0.6511	11,295,404	3,228	3,238	10	11,123,577	0	11,123,577
GALAX	0.2725	7,699,867	1,233	1,264	31	7,830,767	0	7,830,767
HAMPTON	0.2912	124,034,657	20,221	20,139	(81)	123,812,205	0	123,812,205
HARRISONBURG	0.4274	28,234,504	5,101	5,018	(84)	27,811,827	0	27,811,827
HOPEWELL	0.2376	24,595,717	3,809	3,944	136	25,398,101	0	25,398,101

Proposed Amendments to HB 29, As Introduced: 2013-2014 Direct Aid to Public Education Estimated Distribution

School Division	Key Data					FY 2014 Estimated Distribution (HB29, As Introduced)	Technical Update for Transportation Data Correction	Recommended House Budget FY 2014 Estimated Distribution
	2012- 2014 Comp. Index	FY 2014 Distribution Chapter 806	FY 2014 Projected Unadjt.ADM Chapter 806	FY 2014 Projected Unadj. ADM HB 29	FY 2014 Projected Unadjt. ADM Diff. from Chapter 806 to HB 29			
LYNCHBURG	0.3727	46,356,678	8,024	8,115	90	46,450,921	0	46,450,921
MARTINSVILLE	0.2175	13,881,654	2,050	2,108	58	14,273,776	0	14,273,776
NEWPORT NEWS	0.2934	166,705,569	27,292	27,746	454	168,551,719	0	168,551,719
NORFOLK	0.3102	186,181,014	29,821	29,907	86	185,944,278	0	185,944,278
NORTON	0.3274	4,740,565	866	820	(45)	4,465,200	0	4,465,200
PETERSBURG	0.2516	28,311,824	4,001	4,074	72	28,823,010	0	28,823,010
PORTSMOUTH	0.2755	89,671,736	14,253	14,048	(206)	88,535,092	0	88,535,092
RADFORD	0.2630	8,789,902	1,528	1,574	45	8,878,470	236,279	9,114,749
RICHMOND CITY	0.4779	124,435,921	21,796	21,782	(15)	122,370,563	0	122,370,563
ROANOKE CITY	0.3728	73,037,253	12,623	12,657	33	74,359,634	0	74,359,634
STAUNTON	0.3987	16,706,535	2,530	2,526	(4)	16,360,417	0	16,360,417
SUFFOLK	0.3530	75,275,232	13,804	13,904	100	75,021,134	0	75,021,134
VIRGINIA BEACH	0.4110	323,334,267	68,054	68,853	799	324,569,820	0	324,569,820
WAYNESBORO	0.3690	15,783,037	3,064	2,989	(76)	15,378,164	0	15,378,164
WILLIAMSBURG	0.8000	4,337,048	1,047	1,005	(41)	4,303,910	0	4,303,910
WINCHESTER	0.4645	20,687,140	4,217	4,106	(111)	19,584,778	0	19,584,778
FAIRFAX CITY	0.8000	7,292,643	3,035	3,068	33	7,096,412	0	7,096,412
FRANKLIN CITY	0.3276	8,495,565	1,152	1,166	14	8,527,268	0	8,527,268
CHESAPEAKE CITY	0.3678	209,210,437	38,665	38,735	70	207,704,437	0	207,704,437
LEXINGTON	0.5059	2,763,875	715	669	(46)	2,612,733	0	2,612,733
EMPORIA	0.2594	6,458,081	1,033	1,039	6	6,497,476	0	6,497,476
SALEM	0.3628	18,382,988	3,702	3,761	59	18,259,227	0	18,259,227
BEDFORD CITY	0.3132	4,423,365	832	0	(832)	(0)	0	0
POQUOSON	0.3816	9,986,615	2,094	2,116	22	9,985,873	0	9,985,873
MANASSAS CITY	0.3599	42,726,928	7,020	6,928	(92)	42,220,377	0	42,220,377
MANASSAS PARK	0.2600	20,964,617	3,088	3,077	(11)	20,795,973	0	20,795,973
COLONIAL BEACH	0.3527	3,913,847	617	549	(69)	3,442,957	0	3,442,957
WEST POINT	0.2838	4,120,193	757	787	30	4,213,042	0	4,213,042
TOTAL:		\$5,990,233,646	1,228,510	1,230,129	1,619	\$5,947,056,491	\$235,839	\$5,947,292,330

Note: This analysis includes state funds for the Standards of Quality, Incentive, Categorical, and School Facilities service areas. Federal funds are not included in this analysis.

¹ Major adjustment to the Lottery Proceeds Fund include: 1) Increasing the revenue estimate by \$55.2 million; 2) Funding 100% of textbooks; and 3) Increasing the split share for Remedial Summer School

HB 30

APPENDIX A

Direct Aid to Public Education
2014-15

Proposed Amendments to HB 30, As Introduced: 2014-2015 Direct Aid to Public Education Estimated Distribution

School Division	Key Data			FY 2015 Estimated Distribution (HB30, As Introduced)	Technical			Policy	Recommended House Budget FY 2015 Estimated Distribution
	2014- 2016 Comp. Index	REVISED 2014- 2016 Comp. Index ¹	FY 2015 Proj. Unadj. ADM		Revised True Value of Property Data	Update K-3 Primary Class Size and Academic Year Governor's School PPA ²	Update for Transportation Data Correction ³	Cost of Competing Adjustment for Support Positions	
ACCOMACK	0.3553	0.3555	5,038	\$31,729,430	(\$8,221)	\$28,999	\$0	\$0	\$31,750,208
ALBEMARLE	0.6504	0.6506	13,020	46,187,214	(16,986)	8,780	0	0	46,179,008
ALLEGHANY	0.2423	0.2423	2,305	15,596,240	(7)	5,168	0	0	15,601,401
AMELIA	0.3308	0.3309	1,729	10,205,638	(1,216)	5,085	0	0	10,209,507
AMHERST	0.3079	0.3079	4,015	25,412,408	0	8,463	0	0	25,420,871
APPOMATTOX	0.3079	0.3080	2,255	13,684,884	(1,610)	6,590	0	0	13,689,864
ARLINGTON	0.8000	0.8000	23,313	57,665,217	0	8,327	0	150,748	57,824,292
AUGUSTA	0.3543	0.3545	10,264	54,400,567	(13,056)	16,820	0	0	54,404,331
BATH	0.8000	0.8000	591	1,701,294	0	406	0	0	1,701,700
BEDFORD	0.3132	0.3132	9,875	55,349,234	0	14,816	0	0	55,364,050
BLAND	0.3252	0.3254	833	4,916,906	(1,142)	1,274	0	0	4,917,038
BOTETOURT	0.3718	0.3720	4,662	24,106,914	(5,756)	969	0	0	24,102,127
BRUNSWICK	0.2984	0.2985	1,799	13,734,992	(1,573)	9,826	0	0	13,743,245
BUCHANAN	0.3570	0.3572	2,988	18,170,216	(4,538)	9,350	0	0	18,175,028
BUCKINGHAM	0.3346	0.3347	2,000	13,172,668	(1,612)	10,124	0	0	13,181,180
CAMPBELL	0.2759	0.2760	7,847	46,166,271	(5,110)	17,102	0	0	46,178,263
CAROLINE	0.3272	0.3272	4,256	25,117,993	0	14,510	0	0	25,132,503
CARROLL	0.2695	0.2696	3,808	24,643,759	(2,714)	10,827	0	0	24,651,872
CHARLES CITY	0.4431	0.4432	679	4,137,623	(547)	2,042	0	0	4,139,118
CHARLOTTE	0.2579	0.2505	1,842	13,341,464	105,743	754	0	0	13,447,961
CHESTERFIELD	0.3495	0.3496	58,670	303,300,180	(37,061)	63,685	0	0	303,326,804
CLARKE	0.5151	0.5153	1,964	8,727,059	(2,558)	0	0	7,655	8,732,156
CRAIG	0.3155	0.3157	684	4,583,964	(1,066)	1,307	0	0	4,584,205
CULPEPER	0.3444	0.3445	8,055	44,212,369	(5,381)	17,267	0	43,103	44,267,358
CUMBERLAND	0.2780	0.2781	1,338	8,902,441	(987)	4,407	0	0	8,905,861
DICKENSON	0.2709	0.2711	2,168	14,084,231	(3,157)	7,775	0	0	14,088,849
DINWIDDIE	0.2881	0.2882	4,363	26,640,948	(3,048)	13,461	0	0	26,651,361
ESSEX	0.4021	0.4023	1,427	8,497,586	(2,206)	5,991	0	0	8,501,371
FAIRFAX	0.6804	0.6807	178,753	602,701,938	(379,096)	74,494	0	1,784,824	604,182,160
FAUQUIER	0.5584	0.5586	10,990	45,488,921	(14,870)	1,102	0	39,134	45,514,287
FLOYD	0.3468	0.3470	1,991	11,704,324	(2,780)	4,591	0	0	11,706,135
FLUVANNA	0.3834	0.3836	3,526	19,427,405	(4,845)	(5,266)	(514)	0	19,416,780
FRANKLIN	0.4136	0.4138	6,949	37,619,727	(9,796)	16,850	0	0	37,626,781
FREDERICK	0.3718	0.3719	12,969	69,892,947	(8,690)	21,737	0	66,035	69,972,029
GILES	0.2866	0.2867	2,453	15,251,037	(1,725)	5,843	0	0	15,255,155
GLOUCESTER	0.3659	0.3661	5,421	28,054,942	(6,865)	9,169	0	0	28,057,246

Proposed Amendments to HB 30, As Introduced: 2014-2015 Direct Aid to Public Education Estimated Distribution

School Division	Key Data			FY 2015 Estimated Distribution (HB30, As Introduced)	Technical			Policy	Recommended House Budget FY 2015 Estimated Distribution
	2014- 2016 Comp. Index	REVISED 2014- 2016 Comp. Index ¹	FY 2015 Proj. Unadj. ADM		Revised True Value of Property Data	Update K-3 Primary Class Size and Academic Year Governor's School PPA ²	Update for Transportation Data Correction ³	Cost of Competing Adjustment for Support Positions	
GOOCHLAND	0.8000	0.8000	2,426	6,548,286	0	496	(489)	0	6,548,293
GRAYSON	0.3459	0.3461	1,702	11,554,994	(2,819)	2,139	0	0	11,554,314
GREENE	0.3566	0.3568	3,035	17,537,018	(4,392)	4,474	0	0	17,537,100
GREENSVILLE	0.2258	0.2259	1,395	9,981,731	(1,075)	6,653	0	0	9,987,309
HALIFAX	0.3010	0.3011	5,085	34,010,499	(3,997)	19,629	0	0	34,026,131
HANOVER	0.4069	0.4070	17,827	86,518,838	(11,381)	8,252	0	0	86,515,709
HENRICO	0.4058	0.4059	49,794	247,805,902	(32,073)	96,578	0	0	247,870,407
HENRY	0.2407	0.2408	6,926	47,226,166	(5,083)	33,090	0	0	47,254,173
HIGHLAND	0.8000	0.8000	187	1,539,183	(311)	0	0	0	1,538,872
ISLE OF WIGHT	0.4193	0.4195	5,267	26,926,815	(7,140)	7,219	0	0	26,926,894
JAMES CITY	0.5629	0.5632	10,051	40,243,386	(20,160)	10,794	0	0	40,234,020
KING GEORGE	0.3772	0.3774	4,247	21,826,558	(5,545)	10,268	0	0	21,831,281
KING & QUEEN	0.4336	0.4338	750	4,645,918	(1,223)	2,784	0	0	4,647,479
KING WILLIAM	0.3195	0.3196	2,218	13,344,357	(1,699)	5,781	0	0	13,348,439
LANCASTER	0.7789	0.7792	1,119	3,432,500	(2,534)	1,308	0	0	3,431,274
LEE	0.1885	0.1886	3,155	25,126,910	(2,596)	14,962	0	0	25,139,276
LOUDOUN	0.5616	0.5618	72,701	280,278,216	(95,262)	16,660	0	990,913	281,190,527
LOUISA	0.5642	0.5644	4,674	19,763,313	(6,475)	8,423	0	0	19,765,261
LUNENBURG	0.2501	0.2502	1,477	10,771,805	(1,168)	7,065	0	0	10,777,702
MADISON	0.4469	0.4471	1,792	9,166,140	(2,475)	3,513	0	0	9,167,178
MATHEWS	0.5435	0.5437	1,118	5,126,925	(1,649)	1,075	0	0	5,126,351
MECKLENBURG	0.3608	0.3609	4,385	25,858,162	(3,278)	13,906	0	0	25,868,790
MIDDLESEX	0.7445	0.7449	1,157	4,144,189	(2,545)	(4,562)	0	0	4,137,082
MONTGOMERY	0.3864	0.3866	9,475	50,736,328	(12,730)	16,770	0	0	50,740,368
NELSON	0.5686	0.5689	1,887	8,390,058	(4,135)	2,874	0	0	8,388,797
NEW KENT	0.4296	0.4298	2,886	13,303,338	(3,523)	0	0	0	13,299,815
NORTHAMPTON	0.4838	0.4840	1,524	8,902,110	(2,711)	7,893	0	0	8,907,292
NORTHUMBERLAND	0.7428	0.7431	1,294	4,135,494	(2,857)	1,822	0	0	4,134,459
NOTTOWAY	0.2477	0.2478	2,131	15,259,611	(1,150)	12,041	0	0	15,270,502
ORANGE	0.3617	0.3618	4,919	26,038,547	(3,186)	12,568	0	0	26,047,929
PAGE	0.2984	0.2985	3,256	20,129,470	(2,295)	9,866	0	0	20,137,041
PATRICK	0.2725	0.2726	2,796	18,432,820	(2,146)	9,579	0	0	18,440,253
PITTSYLVANIA	0.2507	0.2507	8,915	57,566,371	0	29,392	0	0	57,595,763
POWHATAN	0.3912	0.3913	4,123	20,973,129	(2,627)	0	2	0	20,970,504
PRINCE EDWARD	0.3272	0.3274	2,089	14,042,830	(3,160)	9,978	0	0	14,049,648
PRINCE GEORGE	0.2429	0.2430	6,156	38,219,966	(4,173)	7,980	0	0	38,223,773

Proposed Amendments to HB 30, As Introduced: 2014-2015 Direct Aid to Public Education Estimated Distribution

School Division	Key Data			FY 2015 Estimated Distribution (HB30, As Introduced)	Technical			Policy	Recommended House Budget FY 2015 Estimated Distribution
	2014- 2016 Comp. Index	REVISED 2014- 2016 Comp. Index ¹	FY 2015 Proj. Unadj. ADM		Revised True Value of Property Data	Update K-3 Primary Class Size and Academic Year Governor's School PPA ²	Update for Transportation Data Correction ³	Cost of Competing Adjustment for Support Positions	
PRINCE WILLIAM	0.3821	0.3822	84,058	461,603,052	(60,803)	148,785	0	1,635,420	463,326,454
PULASKI	0.3111	0.3113	4,307	26,468,507	(6,142)	9,253	0	0	26,471,618
RAPPAHANNOCK	0.7912	0.7916	882	2,725,042	(806)	498	0	0	2,724,734
RICHMOND	0.3581	0.3364	1,278	7,819,901	217,358	4,280	0	0	8,041,539
ROANOKE	0.3703	0.3704	13,887	71,717,707	(8,883)	9,430	0	0	71,718,254
ROCKBRIDGE	0.4739	0.4740	2,580	13,513,278	(1,948)	5,439	(1,384)	0	13,515,385
ROCKINGHAM	0.3700	0.3702	11,384	60,669,085	(14,917)	19,446	0	0	60,673,614
RUSSELL	0.2485	0.2486	3,907	27,045,132	(3,040)	13,317	0	0	27,055,409
SCOTT	0.1939	0.1940	3,606	25,967,858	(2,766)	10,082	0	0	25,975,174
SHENANDOAH	0.3651	0.3653	6,066	32,988,524	(8,183)	13,057	0	0	32,993,398
SMYTH	0.2251	0.2252	4,572	30,902,022	(3,299)	16,043	0	0	30,914,766
SOUTHAMPTON	0.2876	0.2878	2,721	18,262,416	(4,281)	7,174	0	0	18,265,309
SPOTSYLVANIA	0.3554	0.3555	23,425	126,650,196	(15,597)	14,324	0	122,360	126,771,283
STAFFORD	0.3411	0.3412	26,924	138,320,209	(16,661)	15,015	0	143,108	138,461,671
SURRY	0.8000	0.8000	899	2,791,220	0	933	0	0	2,792,153
SUSSEX	0.3583	0.3585	1,065	7,655,776	(1,885)	5,796	0	0	7,659,687
TAZEWELL	0.2754	0.2756	6,054	37,282,960	(8,380)	18,781	0	0	37,293,361
WARREN	0.3870	0.3871	5,401	27,778,579	(3,460)	12,457	0	23,625	27,811,201
WASHINGTON	0.3812	0.3813	7,197	38,386,947	(4,807)	12,443	0	0	38,394,583
WESTMORELAND	0.4631	0.4633	1,572	10,075,114	(1,211)	5,341	0	0	10,079,244
WISE	0.2538	0.2538	5,959	37,728,611	(32)	22,783	8	0	37,751,370
WYTHE	0.3182	0.3183	4,114	23,646,044	(2,745)	11,626	0	0	23,654,925
YORK	0.4024	0.4026	12,252	58,369,226	(15,216)	2,943	0	0	58,356,953
ALEXANDRIA	0.8000	0.8000	13,764	38,203,888	0	13,718	0	88,416	38,306,022
BRISTOL	0.3085	0.3085	2,171	15,032,788	(9)	10,147	0	0	15,042,926
BUENA VISTA	0.1756	0.1756	987	7,134,750	(8)	3,380	3	0	7,138,125
CHARLOTTESVILLE	0.6680	0.6683	4,118	18,530,608	(9,145)	7,671	0	0	18,529,134
COLONIAL HEIGHTS	0.4322	0.4323	2,766	13,598,097	(1,857)	5,524	0	0	13,601,764
COVINGTON	0.2817	0.2818	921	6,113,154	(694)	4,089	0	0	6,116,549
DANVILLE	0.2649	0.2649	5,897	40,989,082	0	45,874	0	0	41,034,956
FALLS CHURCH	0.8000	0.8000	2,532	5,790,045	0	0	0	16,723	5,806,768
FREDERICKSBURG	0.6134	0.6135	3,356	13,452,455	(2,496)	7,036	0	10,759	13,467,754
GALAX	0.2737	0.2738	1,268	8,247,488	(966)	5,348	0	0	8,251,870
HAMPTON	0.2949	0.2878	19,760	120,052,811	975,192	68,992	0	0	121,096,995
HARRISONBURG	0.4008	0.4009	5,186	30,178,497	(4,100)	24,934	0	0	30,199,331
HOPEWELL	0.2298	0.2298	4,001	27,081,092	0	28,454	0	0	27,109,546

Proposed Amendments to HB 30, As Introduced: 2014-2015 Direct Aid to Public Education Estimated Distribution

School Division	Key Data			FY 2015 Estimated Distribution (HB30, As Introduced)	Technical			Policy	Recommended House Budget FY 2015 Estimated Distribution
	2014- 2016 Comp. Index	REVISED 2014- 2016 Comp. Index ¹	FY 2015 Proj. Unadj. ADM		Revised True Value of Property Data	Update K-3 Primary Class Size and Academic Year Governor's School PPA ²	Update for Transportation Data Correction ³	Cost of Competing Adjustment for Support Positions	
LYNCHBURG	0.3679	0.3680	8,113	49,636,743	(5,917)	34,688	0	0	49,665,514
MARTINSVILLE	0.2221	0.2222	2,073	14,543,286	(1,586)	13,790	0	0	14,555,490
NEWPORT NEWS	0.2907	0.2908	27,892	176,232,571	(19,711)	129,382	0	0	176,342,242
NORFOLK	0.3122	0.3123	29,551	188,029,406	(21,851)	149,990	0	0	188,157,545
NORTON	0.3101	0.3102	821	4,729,203	(578)	2,711	(588)	0	4,730,748
PETERSBURG	0.2473	0.2475	4,085	29,191,815	(6,379)	33,905	0	0	29,219,341
PORTSMOUTH	0.2677	0.2678	14,041	89,946,278	(10,080)	67,764	0	0	90,003,962
RADFORD	0.2674	0.2675	1,599	9,374,650	(1,027)	4,450	279,883	0	9,657,956
RICHMOND CITY	0.4635	0.4636	21,926	134,735,863	(18,924)	102,855	0	0	134,819,794
ROANOKE CITY	0.3591	0.3592	12,862	81,875,894	(10,250)	71,373	0	0	81,937,017
STAUNTON	0.3922	0.3923	2,527	17,521,346	(1,894)	9,598	0	0	17,529,050
SUFFOLK	0.3489	0.3490	14,021	78,634,686	(9,514)	38,123	0	0	78,663,295
VIRGINIA BEACH	0.4033	0.4034	68,912	336,445,952	(43,778)	87,633	0	0	336,489,807
WAYNESBORO	0.3492	0.3493	2,951	15,901,752	(1,908)	12,349	0	0	15,912,193
WILLIAMSBURG	0.8000	0.8000	1,027	4,619,055	0	771	0	0	4,619,826
WINCHESTER	0.4374	0.4376	4,111	21,915,939	(6,229)	15,881	0	21,669	21,947,260
FAIRFAX CITY	0.8000	0.8000	3,098	7,531,794	0	10	0	20,603	7,552,407
FRANKLIN CITY	0.2977	0.2978	1,166	8,930,680	(1,035)	6,728	0	0	8,936,373
CHESAPEAKE CITY	0.3609	0.3610	38,786	214,351,465	(26,594)	64,252	0	0	214,389,123
LEXINGTON	0.4508	0.4510	670	3,029,668	(880)	0	0	0	3,028,788
EMPORIA	0.2495	0.2495	1,049	6,998,252	0	5,167	0	0	7,003,419
SALEM	0.3695	0.3695	3,730	19,157,801	0	3,926	0	0	19,161,727
BEDFORD CITY	0.3132	0.0000	0	0	0	0	0	0	0
POQUOSON	0.3893	0.3895	2,083	10,143,790	(2,530)	0	0	0	10,141,260
MANASSAS CITY	0.3661	0.3662	7,008	44,879,169	(5,827)	26,497	0	147,104	45,046,943
MANASSAS PARK	0.2682	0.2683	3,165	22,130,252	(2,610)	11,902	0	76,855	22,216,399
COLONIAL BEACH	0.3519	0.3520	549	3,530,634	(445)	1,292	0	0	3,531,481
WEST POINT	0.2580	0.2581	840	4,721,138	(533)	0	0	0	4,720,605
TOTAL:			1,238,271	\$6,229,550,074	\$86,084	\$2,313,365	\$276,921	\$5,389,054	\$6,237,615,498

Note: This analysis includes state funds for the Standards of Quality, Incentive, Categorical, and School Facilities service areas. Federal funds are not included in this analysis.

¹ The 2014-2016 Composite Index is been updated to reflect the revised Real Estate True Property Value data reported by Charlotte and Richmond Counties and Hampton City.

² Update K-3 Primary Class Size and Academic Year Governor's School funded per pupil amounts to reflect SOQ Model updates in HB 30 (VRS rates, non-personal inflation, support COCA)

³ Update pupil transportation cost to include revised data reported by Radford City Public Schools

HB 30
APPENDIX B

Direct Aid to Public Education
2015-16

Proposed Amendments to HB 30, As Introduced: 2015-2016 Direct Aid to Public Education Estimated Distribution

School Division	Key Data			FY 2016 Estimated Distribution (HB30, As Introduced)	Technical Updates				Recommended House Budget FY 2016 Estimated Distribution
	2014- 2016 Comp. Index	<u>REVISED</u> 2014-2016 Comp. Index ¹	FY 2016 Projected Unadj. ADM		Update Early Reading Specilaists Distribution at 50%	Revised True Value of Property Data	Update K-3 Primary Class Size and Academic Year Governor's School PPA ²	Update for Transportation Data Correction ³	
ACCOMACK	0.3553	0.3555	5,101.15	\$32,197,487	\$0	(\$8,313)	\$29,181	\$0	\$32,218,355
ALBEMARLE	0.6504	0.6506	13,081.00	46,758,800	0	(17,010)	8,180	0	46,749,970
ALLEGHANY	0.2423	0.2423	2,205.00	14,999,341	0	(10)	4,805	0	15,004,136
AMELIA	0.3308	0.3309	1,719.55	10,197,647	0	(1,206)	5,057	0	10,201,498
AMHERST	0.3079	0.3079	3,933.10	25,084,296	0	0	8,080	0	25,092,376
APPOMATTOX	0.3079	0.3080	2,270.25	13,814,921	0	(1,616)	6,527	0	13,819,832
ARLINGTON	0.8000	0.8000	24,253.35	59,812,928	0	0	8,453	0	59,821,381
AUGUSTA	0.3543	0.3545	10,208.40	54,278,052	0	(12,896)	15,098	0	54,280,254
BATH	0.8000	0.8000	586.05	1,711,987	0	0	369	0	1,712,356
BEDFORD	0.3132	0.3132	9,743.85	54,868,663	(20,928)	0	13,900	0	54,861,635
BLAND	0.3252	0.3254	818.35	4,850,860	0	(1,111)	1,251	0	4,851,000
BOTETOURT	0.3718	0.3720	4,557.35	23,715,653	0	(5,575)	1,042	0	23,711,120
BRUNSWICK	0.2984	0.2985	1,751.45	13,455,032	0	(1,521)	9,362	0	13,462,873
BUCHANAN	0.3570	0.3572	2,872.50	17,561,450	0	(4,315)	9,162	0	17,566,297
BUCKINGHAM	0.3346	0.3347	2,024.40	13,351,737	0	(1,628)	10,136	0	13,360,245
CAMPBELL	0.2759	0.2760	7,746.70	45,809,697	0	(5,021)	16,882	0	45,821,558
CAROLINE	0.3272	0.3272	4,287.35	25,331,992	0	0	13,876	0	25,345,868
CARROLL	0.2695	0.2696	3,798.90	24,635,564	(22,260)	(2,888)	10,168	0	24,620,784
CHARLES CITY	0.4431	0.4432	658.60	4,052,400	0	(526)	1,981	0	4,053,855
CHARLOTTE	0.2579	0.2505	1,799.45	13,088,969	0	102,535	1,012	0	13,192,516
CHESTERFIELD	0.3495	0.3496	58,807.60	304,849,630	0	(36,977)	60,301	0	304,872,954
CLARKE	0.5151	0.5153	1,935.10	8,664,831	0	(2,502)	0	0	8,662,329
CRAIG	0.3155	0.3157	683.45	4,595,569	0	(1,063)	1,307	0	4,595,813
CULPEPER	0.3444	0.3445	8,228.30	45,265,410	0	(5,500)	17,038	0	45,276,948
CUMBERLAND	0.2780	0.2781	1,338.70	8,932,956	(22,001)	(981)	4,407	0	8,914,381
DICKENSON	0.2709	0.2711	2,115.00	13,790,778	0	(3,057)	7,507	0	13,795,228
DINWIDDIE	0.2881	0.2882	4,310.85	26,402,559	0	(2,991)	12,839	0	26,412,407
ESSEX	0.4021	0.4023	1,353.70	8,145,861	0	(2,069)	5,686	0	8,149,478
FAIRFAX	0.6804	0.6807	180,933.30	612,623,370	0	(382,264)	71,490	0	612,312,596
FAUQUIER	0.5584	0.5586	10,972.00	45,751,952	0	(14,783)	322	0	45,737,491
FLOYD	0.3468	0.3470	1,970.40	11,627,328	0	(2,730)	4,163	0	11,628,761
FLUVANNA	0.3834	0.3836	3,481.05	19,328,010	0	(4,762)	(5,571)	(514)	19,317,163
FRANKLIN	0.4136	0.4138	6,886.70	37,471,264	0	(9,646)	16,900	0	37,478,518
FREDERICK	0.3718	0.3719	12,975.90	70,207,078	0	(8,657)	20,549	0	70,218,970
GILES	0.2866	0.2867	2,452.55	15,283,616	0	(1,716)	5,352	0	15,287,252
GLOUCESTER	0.3659	0.3661	5,373.65	27,966,228	0	(6,782)	8,332	0	27,967,778

Proposed Amendments to HB 30, As Introduced: 2015-2016 Direct Aid to Public Education Estimated Distribution

School Division	Key Data			FY 2016 Estimated Distribution (HB30, As Introduced)	Technical Updates				Recommended House Budget FY 2016 Estimated Distribution
	2014- 2016 Comp. Index	REVISED 2014-2016 Comp. Index ¹	FY 2016 Projected Unadj. ADM		Update Early Reading Specilaists Distribution at 50%	Revised True Value of Property Data	Update K-3 Primary Class Size and Academic Year Governor's School PPA ²	Update for Transportation Data Correction ³	
GOOCHLAND	0.8000	0.8000	2,463.05	6,695,251	0	0	461	0	6,695,712
GRAYSON	0.3459	0.3461	1,665.15	10,555,188	0	(2,491)	2,222	0	10,554,919
GREENE	0.3566	0.3568	3,097.40	17,968,228	0	(4,493)	4,562	0	17,968,297
GREENSVILLE	0.2258	0.2259	1,387.95	9,966,207	0	(1,067)	6,268	0	9,971,408
HALIFAX	0.3010	0.3011	4,981.25	33,444,910	0	(3,892)	19,229	0	33,460,247
HANOVER	0.4069	0.4070	17,715.05	86,332,441	0	(11,241)	7,760	0	86,328,960
HENRICO	0.4058	0.4059	50,303.60	250,862,831	0	(32,278)	93,804	0	250,924,357
HENRY	0.2407	0.2408	6,880.30	47,045,690	0	(5,025)	32,367	0	47,073,032
HIGHLAND	0.8000	0.8000	185.15	1,540,785	0	(308)	0	0	1,540,477
ISLE OF WIGHT	0.4193	0.4195	5,242.50	26,953,785	0	(7,078)	6,706	0	26,953,413
JAMES CITY	0.5629	0.5632	10,158.75	41,135,474	0	(20,514)	10,187	0	41,125,147
KING GEORGE	0.3772	0.3774	4,312.80	22,208,881	0	(5,619)	9,561	0	22,212,823
KING & QUEEN	0.4336	0.4338	747.20	4,659,362	0	(1,218)	2,785	0	4,660,929
KING WILLIAM	0.3195	0.3196	2,231.60	13,451,501	0	(1,700)	5,330	0	13,455,131
LANCASTER	0.7789	0.7792	1,082.30	3,393,878	0	(2,426)	1,199	0	3,392,651
LEE	0.1885	0.1886	3,114.55	24,850,430	0	(2,548)	14,937	0	24,862,819
LOUDOUN	0.5616	0.5618	75,507.20	290,838,178	0	(98,981)	16,507	0	290,755,704
LOUISA	0.5642	0.5644	4,723.80	20,069,829	0	(6,531)	7,978	0	20,071,276
LUNENBURG	0.2501	0.2502	1,461.40	10,701,637	0	(1,152)	6,986	0	10,707,471
MADISON	0.4469	0.4471	1,789.65	9,190,768	0	(2,456)	3,216	0	9,191,528
MATHEWS	0.5435	0.5437	1,096.25	5,079,130	0	(1,613)	1,054	0	5,078,571
MECKLENBURG	0.3608	0.3609	4,355.50	25,808,241	0	(3,247)	13,337	0	25,818,331
MIDDLESEX	0.7445	0.7449	1,159.90	4,179,349	0	(2,533)	(4,558)	0	4,172,258
MONTGOMERY	0.3864	0.3866	9,494.00	50,973,106	0	(12,692)	15,664	0	50,976,078
NELSON	0.5686	0.5689	1,870.95	8,383,171	0	(4,079)	2,721	0	8,381,813
NEW KENT	0.4296	0.4298	2,893.90	13,387,919	0	(3,517)	0	0	13,384,402
NORTHAMPTON	0.4838	0.4840	1,483.85	8,734,503	0	(2,624)	7,564	0	8,739,443
NORTHUMBERLAND	0.7428	0.7431	1,214.35	3,998,832	0	(2,648)	1,620	0	3,997,804
NOTTOWAY	0.2477	0.2478	2,118.70	15,201,095	0	(1,131)	11,741	0	15,211,705
ORANGE	0.3617	0.3618	4,892.70	25,992,131	0	(3,153)	12,011	0	26,000,989
PAGE	0.2984	0.2985	3,184.55	19,811,421	0	(2,229)	9,840	0	19,819,032
PATRICK	0.2725	0.2726	2,888.20	19,029,419	0	(2,219)	9,612	0	19,036,812
PITTSYLVANIA	0.2507	0.2507	8,907.80	57,609,786	0	0	27,800	0	57,637,586
POWHATAN	0.3912	0.3913	4,057.80	20,767,052	0	(2,567)	0	0	20,764,485
PRINCE EDWARD	0.3272	0.3274	2,043.55	13,823,412	(20,501)	(3,054)	9,765	0	13,809,622
PRINCE GEORGE	0.2429	0.2430	6,113.85	38,075,695	0	(4,132)	7,269	0	38,078,832

Proposed Amendments to HB 30, As Introduced: 2015-2016 Direct Aid to Public Education Estimated Distribution

School Division	Key Data			FY 2016 Estimated Distribution (HB30, As Introduced)	Technical Updates				Recommended House Budget FY 2016 Estimated Distribution
	2014- 2016 Comp. Index	REVISED 2014-2016 Comp. Index ¹	FY 2016 Projected Unadj. ADM		Update Early Reading Specilaists Distribution at 50%	Revised True Value of Property Data	Update K-3 Primary Class Size and Academic Year Governor's School PPA ²	Update for Transportation Data Correction ³	
PRINCE WILLIAM	0.3821	0.3822	85,567.50	471,584,573	0	(61,951)	144,447	0	471,667,069
PULASKI	0.3111	0.3113	4,296.00	26,469,556	0	(6,093)	8,543	0	26,472,006
RAPPAHANNOCK	0.7912	0.7916	876.15	2,759,431	0	(804)	495	0	2,759,122
RICHMOND	0.3581	0.3364	1,329.45	8,140,356	0	226,761	4,450	0	8,371,567
ROANOKE	0.3703	0.3704	13,836.65	71,710,466	0	(8,797)	8,614	0	71,710,283
ROCKBRIDGE	0.4739	0.4740	2,644.70	13,855,913	0	(1,992)	5,556	0	13,859,477
ROCKINGHAM	0.3700	0.3702	11,449.55	61,182,426	0	(14,937)	17,895	0	61,185,384
RUSSELL	0.2485	0.2486	3,855.20	26,754,344	0	(2,980)	13,137	0	26,764,501
SCOTT	0.1939	0.1940	3,576.50	25,787,698	0	(2,730)	10,295	0	25,795,263
SHENANDOAH	0.3651	0.3653	6,141.60	33,445,078	0	(8,257)	12,305	0	33,449,126
SMYTH	0.2251	0.2252	4,544.95	30,774,212	0	(3,258)	16,637	0	30,787,591
SOUTHAMPTON	0.2876	0.2878	2,718.30	18,431,953	0	(4,300)	6,950	0	18,434,603
SPOTSYLVANIA	0.3554	0.3555	23,654.65	128,252,712	0	(15,710)	13,036	0	128,250,038
STAFFORD	0.3411	0.3412	26,961.25	138,896,236	0	(16,605)	14,229	0	138,893,860
SURRY	0.8000	0.8000	920.60	2,865,336	0	0	900	0	2,866,236
SUSSEX	0.3583	0.3585	1,040.00	7,529,072	0	(1,827)	5,662	0	7,532,907
TAZEWELL	0.2754	0.2756	5,954.50	36,772,370	0	(8,174)	18,472	0	36,782,668
WARREN	0.3870	0.3871	5,422.65	27,984,324	0	(3,459)	11,582	0	27,992,447
WASHINGTON	0.3812	0.3813	7,274.40	38,929,887	0	(4,847)	11,448	0	38,936,488
WESTMORELAND	0.4631	0.4633	1,562.90	10,059,135	0	(1,185)	5,191	0	10,063,141
WISE	0.2538	0.2538	5,983.70	37,951,173	0	(32)	22,596	0	37,973,737
WYTHE	0.3182	0.3183	4,069.90	23,484,181	0	(2,705)	11,502	0	23,492,978
YORK	0.4024	0.4026	12,220.35	58,479,134	0	(15,107)	2,691	0	58,466,718
ALEXANDRIA	0.8000	0.8000	14,366.00	39,739,232	(19,956)	0	14,116	0	39,733,392
BRISTOL	0.3085	0.3085	2,142.00	14,919,223	(21,071)	(9)	9,751	0	14,907,894
BUENA VISTA	0.1756	0.1756	977.65	7,078,356	(25,120)	(8)	3,467	0	7,056,695
CHARLOTTESVILLE	0.6680	0.6683	4,223.15	18,973,450	0	(9,367)	7,576	0	18,971,659
COLONIAL HEIGHTS	0.4322	0.4323	2,733.75	13,500,368	0	(1,824)	5,149	0	13,503,693
COVINGTON	0.2817	0.2818	942.35	6,259,352	0	(709)	4,185	0	6,262,828
DANVILLE	0.2649	0.2649	5,847.65	40,812,426	(22,399)	0	44,423	0	40,834,450
FALLS CHURCH	0.8000	0.8000	2,679.00	6,074,543	0	0	0	0	6,074,543
FREDERICKSBURG	0.6134	0.6135	3,497.50	14,007,733	0	(2,604)	7,335	0	14,012,464
GALAX	0.2737	0.2738	1,272.85	8,328,559	(22,132)	(969)	5,081	0	8,310,539
HAMPTON	0.2949	0.2878	19,326.15	118,022,929	(85,942)	946,555	65,497	0	118,949,039
HARRISONBURG	0.4008	0.4009	5,356.90	31,131,414	0	(4,228)	25,379	0	31,152,565
HOPEWELL	0.2298	0.2298	4,047.30	27,392,023	0	0	28,773	0	27,420,796

Proposed Amendments to HB 30, As Introduced: 2015-2016 Direct Aid to Public Education Estimated Distribution

School Division	Key Data			FY 2016 Estimated Distribution (HB30, As Introduced)	Technical Updates				Recommended House Budget FY 2016 Estimated Distribution
	2014- 2016 Comp. Index	REVISED 2014-2016 Comp. Index ¹	FY 2016 Projected Unadj. ADM		Update Early Reading Specilaists Distribution at 50%	Revised True Value of Property Data	Update K-3 Primary Class Size and Academic Year Governor's School PPA ²	Update for Transportation Data Correction ³	
LYNCHBURG	0.3679	0.3680	8,090.30	49,733,821	0	(5,876)	33,568	0	49,761,513
MARTINSVILLE	0.2221	0.2222	2,040.95	14,351,045	(23,704)	(1,548)	13,273	0	14,339,066
NEWPORT NEWS	0.2907	0.2908	27,996.70	177,236,324	0	(19,699)	125,812	0	177,342,437
NORFOLK	0.3122	0.3123	29,223.20	186,654,005	(62,875)	(21,467)	143,720	0	186,713,383
NORTON	0.3101	0.3102	811.45	4,685,926	0	(567)	2,681	0	4,688,040
PETERSBURG	0.2473	0.2475	4,077.45	29,213,181	(22,936)	(6,332)	32,726	0	29,216,639
PORTSMOUTH	0.2677	0.2678	14,002.80	89,937,274	0	(10,002)	65,136	0	89,992,408
RADFORD	0.2674	0.2675	1,622.35	9,534,949	0	(1,041)	4,139	283,993	9,822,040
RICHMOND CITY	0.4635	0.4636	21,946.40	135,456,924	(16,348)	(18,872)	99,096	0	135,520,800
ROANOKE CITY	0.3591	0.3592	13,064.25	83,708,463	0	(10,457)	70,434	0	83,768,440
STAUNTON	0.3922	0.3923	2,527.35	17,668,301	0	(1,896)	9,602	0	17,676,007
SUFFOLK	0.3489	0.3490	14,198.00	79,915,693	0	(9,625)	36,521	0	79,942,589
VIRGINIA BEACH	0.4033	0.4034	68,935.90	337,702,520	0	(43,573)	83,844	0	337,742,791
WAYNESBORO	0.3492	0.3493	2,910.55	15,747,042	0	(1,868)	11,671	0	15,756,845
WILLIAMSBURG	0.8000	0.8000	1,061.15	4,829,704	0	0	796	0	4,830,500
WINCHESTER	0.4374	0.4376	4,136.30	22,153,012	0	(6,261)	15,831	0	22,162,582
FAIRFAX CITY	0.8000	0.8000	3,121.90	7,651,684	0	0	10	0	7,651,694
FRANKLIN CITY	0.2977	0.2978	1,163.55	8,964,987	(21,400)	(1,031)	6,717	0	8,949,273
CHESAPEAKE CITY	0.3609	0.3610	38,838.10	215,468,783	0	(26,539)	62,656	0	215,504,900
LEXINGTON	0.4508	0.4510	671.55	3,044,313	0	(878)	0	0	3,043,435
EMPORIA	0.2495	0.2495	1,053.90	7,041,827	0	0	4,926	0	7,046,753
SALEM	0.3695	0.3695	3,692.75	19,128,773	0	0	3,888	0	19,132,661
BEDFORD CITY	0.3132	0.0000	0.00	0	0	0	0	0	0
POQUOSON	0.3893	0.3895	2,063.25	10,092,475	0	(2,487)	0	0	10,089,988
MANASSAS CITY	0.3661	0.3662	7,073.35	45,621,012	(63,253)	(5,890)	25,427	0	45,577,296
MANASSAS PARK	0.2682	0.2683	3,259.65	22,891,972	0	(2,698)	12,255	0	22,901,529
COLONIAL BEACH	0.3519	0.3520	548.60	3,532,018	0	(445)	1,186	0	3,532,759
WEST POINT	0.2580	0.2581	921.50	5,144,898	0	(590)	0	0	5,144,308
TOTAL:			1,246,428	\$6,278,653,531	(\$492,826)	\$58,369	\$2,235,929	\$283,479	\$6,280,738,482

Note: This analysis includes state funds for the Standards of Quality, Incentive, Categorical, and School Facilities service areas. Federal funds are not included in this analysis.

¹ The 2014-2016 Composite Index is been updated to reflect the revised Real Estate True Property Value data reported by Charlotte and Richmond Counties and Hampton City.

² Update K-3 Primary Class Size and Academic Year Governor's School funded per pupil amounts to reflect SOQ Model updates in HB 30 (VRS rates, non-personal inflation, support COCA)

³ Update pupil transportation cost to include revised data reported by Radford City Public Schools