



School Resource Officers and School Security Officers in Virginia

House Appropriations Committee Presentation



Virginia Department of
Criminal Justice Services

www.dcjs.virginia.gov

October 21, 2013



School Resource Officer (SRO) Definition

§ 9.1-101 defines a SRO:

- A certified law-enforcement officer
- Hired by local law-enforcement agency
- Provides law-enforcement and security services to public elementary and secondary schools



Virginia Department of
Criminal Justice Services

www.dcjs.virginia.gov



School Security Officer (SSO) Definition

§ 9.1-101 defines a SSO:

- Employed by local school board
- Maintains order and discipline, prevents crime, investigates violations of school board policies
- Detains students violating the law or school board policies on school property or at school-sponsored events
- Ensures safety, security, and welfare of school students, faculty, staff and visitors



Virginia Department of
Criminal Justice Services

www.dcjs.virginia.gov

Roles of SRO and SSO

School Resource Officer	School Security Officer
1. Law enforcement agency employee	1. School employee
2. Complying with federal, state and local statutes	2. Complying with/guided by local school policies and regulations
3. Under direction of law enforcement command	3. Under direction of local school principal or designee
4. Assigned to school and community activities	4. Primarily assigned to school campus activities
5. Responsible for enforcing state law	5. Responsible for enforcing school policy
6. Responsible for custody and arrest in conformance with law	6. Responsible for detaining individuals
7. Search must be in accordance with State and Federal law	7. Can search students and others based upon reasonable suspicion
8. Laws and custody requirement procedures apply	8. May detain and question students
9. Act under the standards of law	9. Act in absence of parents (<i>in loco parentis</i>)
10. Use of force permissible as guided by department policy	10. Use of force should be limited and only used in accordance with local school policy



Virginia Department of
Criminal Justice Services

www.dcjs.virginia.gov

School Resource Officers

Statewide Distribution by School Type

School Year 2012–2013

Type of School	Number of Schools Statewide	Number with SRO(s)	Percent with SRO(s)
Elementary	1,106	21	2%
Middle	345	224	65%
High	312	270	87%

Numbers are schools with full-time SROs, reported by schools in the DCJS 2012–2013 Statewide School Safety Audit Survey



Virginia Department of
Criminal Justice Services

www.dcjs.virginia.gov

School Security Officers

Statewide Distribution by School Type

School Year 2012–2013


Type of School	Number of Schools Statewide	Number with SSO(s)	Percent with SSO(s)
Elementary	1,106	47	4%
Middle	345	89	26%
High	312	116	37%

Numbers are schools with full-time SSOs, reported by schools in the DCJS 2012–2013 Statewide School Safety Audit Survey



Virginia Department of
Criminal Justice Services

www.dcjs.virginia.gov



Current SRO and SSO Funding

- All the SRO and SSO positions shown in previous slides are funded locally
- Demonstrates sustainment of SRO grants previously awarded by DCJS from 1998–2011



Virginia Department of
Criminal Justice Services

www.dcjs.virginia.gov



SRO and SSO Incentive Grant Program FY 2014

- \$1.3 million appropriated for FY 2014
- Funds SROs/SSOs position salaries in elementary, middle and high schools
- Priority on schools that do not have any SRO or SSO
- Awards limited to \$50,000 per SRO position, \$25,000 per SSO position



Virginia Department of
Criminal Justice Services

www.dcjs.virginia.gov



SRO and SSO Incentive Grant Program FY 2014 *(continued)*

- Requires local match based on Composite Index of Local Ability to Pay
- 2nd – 4th year of funding step-down of award amount (75%–50%–25%)
- Up to four years of funding may be available



Virginia Department of
Criminal Justice Services

www.dcjs.virginia.gov



SRO and SSO Incentive Grant Program

FY 2014 *(continued)*

- Funding for 85 positions were requested from 36 localities
- 42 SRO positions approved for funding
- No SSO positions were requested

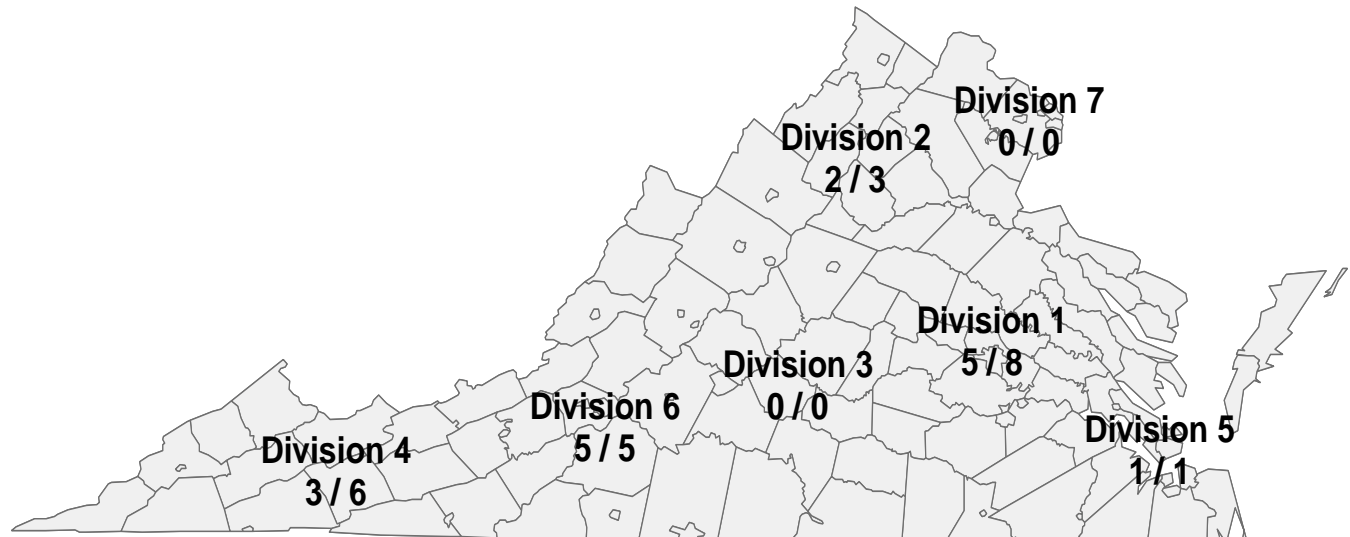


Virginia Department of
Criminal Justice Services

www.dcjs.virginia.gov



Elementary School SRO Positions Funded and Requested DCJS FY 2014 Grant Program



Map shows number of positions funded / number requested for each VSP division

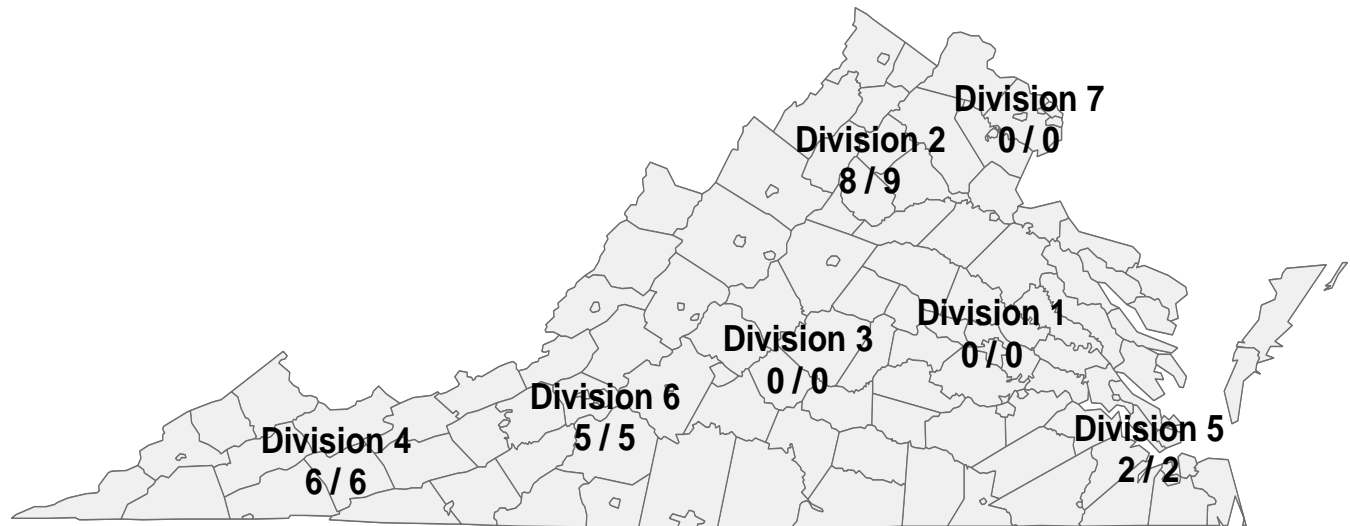


Virginia Department of
Criminal Justice Services

www.dcjs.virginia.gov



Middle School SRO Positions Funded and Requested DCJS FY 2014 Grant Program



Map shows number of positions funded / number requested for each VSP division

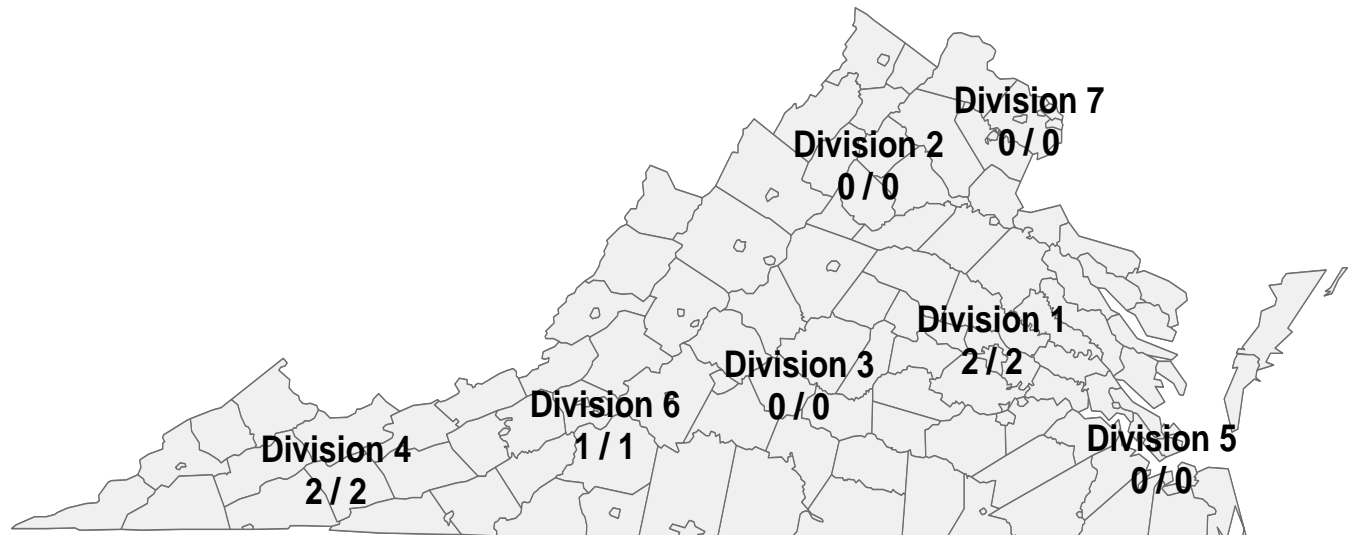


Virginia Department of
Criminal Justice Services

www.dcjs.virginia.gov



High School SRO Positions Funded and Requested DCJS FY 2014 Grant Program



Map shows number of positions funded / number requested for each VSP division



Virginia Department of
Criminal Justice Services

www.dcjs.virginia.gov



School Resource Officers

Statewide Distribution by School Type

With Addition of FY14 Grant-Funded SROs

Type of School	Number of Schools Statewide	Number with SRO(s) Before / After FY14 Grants	Percent with SRO(s) Before / After FY14 Grants
Elementary	1,106	21 / 37	2% / 3%
Middle	345	224 / 245	65% / 71%
High	312	270 / 275	87% / 88%

‘Before’ number is schools with full-time SROs, reported by schools in the DCJS 2012–2013 Statewide School Safety Audit Survey

‘After’ number includes additional schools with new SROs funded by the DCJS FY2014 SRO grants



Virginia Department of
Criminal Justice Services

www.dcjs.virginia.gov



Possible Solutions to Improve the Grant Process

- Set-aside for SSO positions
- Outreach to school divisions
- Revamp match formula
- Begin grant process sooner



Virginia Department of
Criminal Justice Services

www.dcjs.virginia.gov